

# **LITTER ACTIVITY 2009**

## **in Eastern Washington**

**(Adams, Asotin, Columbia, Ferry, Franklin, Grant, Garfield, Lincoln, Pend Oreille, Spokane, Stevens, Walla Walla, and Whitman Counties)**

**The combined litter efforts of the Community Litter Cleanup Program, Ecology Youth Corps, Department of Natural Resources and the Department of Corrections:**

- 81,611 hours**
- 1,106,597 pounds of litter and illegally dumped materials**
- 9,835 miles**
- 561 acres**
- 265 illegal dump sites**

# Notes About the Information Contained in This Presentation

- **Population** data comes from the OFM website (Census 2009 estimate data).
- **Centerline miles** and **miles driven** data are from WSDOT (2008 data).
- **Area** data from OFM Data Book (2007 data).
- Litter activity data reflects what was reported to Department of Ecology.
- **Hours** represents crews supervisor and crew hours.
- **Pounds** represents both litter and illegally dumped materials picked up (if reported in bags or cubic yards, the figures were converted to pounds using a standard formula).
- **Miles** represents the number of shoulder miles cleaned.
- **Acres** represents the number of acres cleaned.
- **Illegal Dumps** represents the number of illegal dump sites cleaned up.

# Calendar Year 2009

## Ferry

Hours = 3,691  
Pounds = 24,080  
Miles = 291  
Acres = 29  
Illegal Dumps = 3

## Stevens

Hours = 5,398  
Pounds = 107,953  
Miles = 1,086  
Acres = 21  
Illegal Dumps = 23

## Pend Oreille

Hours = 4,546  
Pounds = 15,561  
Miles = 438  
Acres = 10  
Illegal Dumps = 1

## Lincoln

Hours = 3,575  
Pounds = 38,422  
Miles = 333  
Acres = 48  
Illegal Dumps = 0

## Grant

Hours = 19,276  
Pounds = 362,353  
Miles = 2,164  
Acres = 179  
Illegal Dumps = 67

## Spokane

Hours = 23,635  
Pounds = 295,450  
Miles = 2,251  
Acres = 185  
Illegal Dumps = 26

## Whitman

Hours = 2,841  
Pounds = 30,140  
Miles = 1,053  
Acres = 10  
Illegal Dumps = 3

## Adams

Hours = 4,363  
Pounds = 51,368  
Miles = 442  
Acres = 5  
Illegal Dumps = 0

## Garfield

Hours = 1,394  
Pounds = 13,433  
Miles = 513  
Acres = 6  
Illegal Dumps = 8

## Franklin

Hours = 7,461  
Pounds = 121,088  
Miles = 608  
Acres = 41  
Illegal Dumps = 116

## Walla Walla

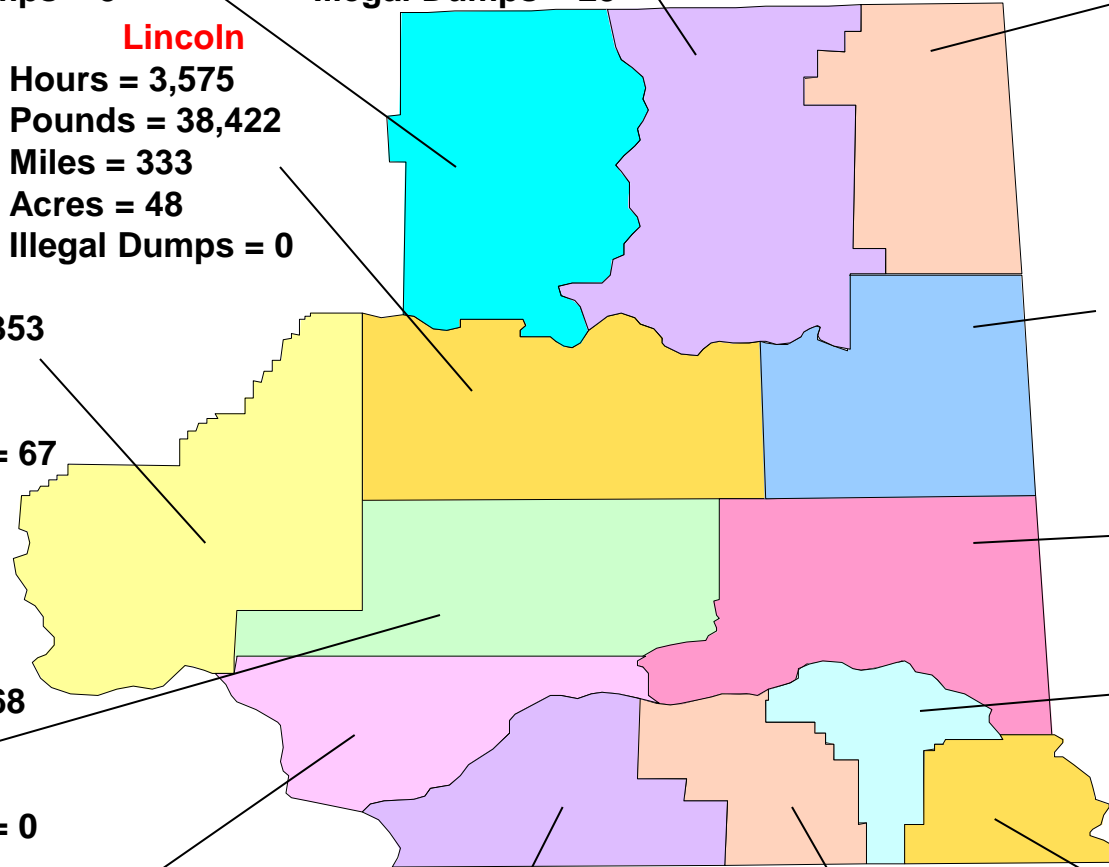
Hours = 3,030  
Pounds = 29,384  
Miles = 274  
Acres = 7  
Illegal Dumps = 6

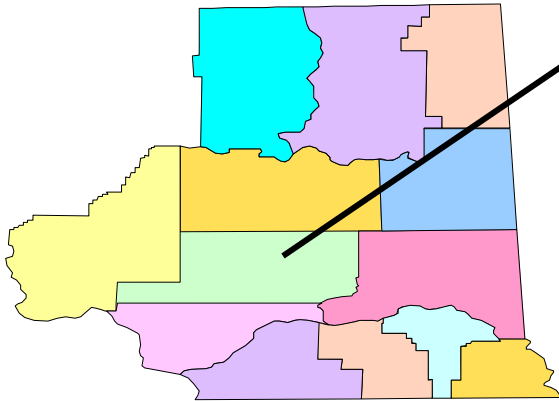
## Columbia

Hours = 349  
Pounds = 3,040  
Miles = 126  
Acres = 2  
Illegal Dumps = 0

## Asotin

Hours = 2,052  
Pounds = 14,325  
Miles = 256  
Acres = 18  
Illegal Dumps = 12





<b>Adams County</b>					<b>% of State Total</b>	<b>Rank in State</b>
<b>Population</b>				17,800	0.27	31
<b>Roads</b>	<b>Interstate</b>	<b>State</b>	<b>County</b>	<b>Total</b>		
<b>Centerline Miles</b>	47	201	1,763	2,010	4.29	6
<b>Miles Driven</b> (in thousands)	541,612	488,625	320,040	1,350,277	1.24	18
<b>Area (square miles)</b>				1,925	2.89	14

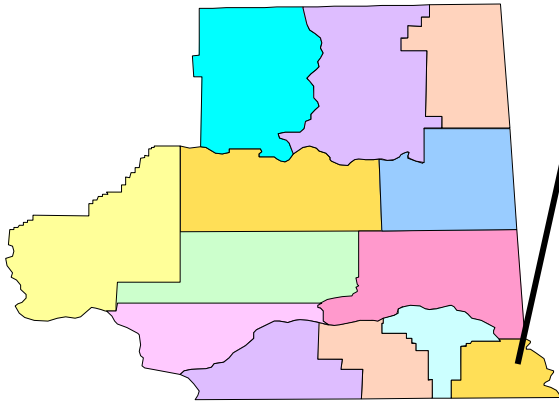
## Year 2009 Litter Program Activity

Litter Program	Hours	Pounds	Miles	Acres	# Dumps
EYC	2,773	38,948	352	0	0
CLCP	1,590	12,420	90	5	0
DOC	0	0	0	0	0
DNR	0	0	0	0	0
<b>Total</b>	<b>4,363</b>	<b>51,368</b>	<b>442</b>	<b>5</b>	<b>0</b>

**Minutes of Litter Cleanup per Resident** **14.7**

## Detail on Total Pounds

Litter Program	Litter Pounds	Illegal Dump Pounds	Recycle Pounds	Total Pounds
EYC	27,728	0	11,220	38,948
CLCP	12,420	0	0	12,420
DOC	0	0	0	0
DNR	0	0	0	0
<b>Total</b>	<b>40,148</b>	<b>0</b>	<b>11,220</b>	<b>51,368</b>



<b>Asotin County</b>					<b>% of State Total</b>	<b>Rank in State</b>
<b>Population</b>				21,400	0.34	29
<b>Roads</b>	<b>Interstate</b>	<b>State</b>	<b>County</b>	<b>Total</b>		
<b>Centerline Miles</b>	0	55	397	453	0.97	36
<b>Miles Driven</b> (in thousands)	0	105,272	139,435	244,707	0.23	34
<b>Area (square miles)</b>				635	0.95	34

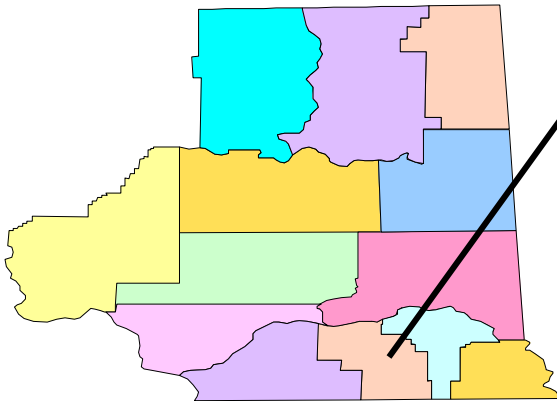
## Year 2009 Litter Program Activity

Litter Program	Hours	Pounds	Miles	Acres	# Dumps
EYC	97	1,965	5	16	0
CLCP	1,955	12,360	251	2	12
DOC	0	0	0	0	0
DNR	0	0	0	0	0
<b>Total</b>	<b>2,052</b>	<b>14,325</b>	<b>256</b>	<b>18</b>	<b>12</b>

**Minutes of Litter Cleanup per Resident** **5.8**

## Detail on Total Pounds

Litter Program	Litter Pounds	Illegal Dump Pounds	Recycle Pounds	Total Pounds
EYC	1,485	0	480	1,965
CLCP	8,160	4,200	0	12,360
DOC	0	0	0	0
DNR	0	0	0	0
<b>Total</b>	<b>9,645</b>	<b>4,200</b>	<b>480</b>	<b>14,325</b>



<b>Columbia County</b>					<b>% of State Total</b>	<b>Rank in State</b>
<b>Population</b>				4,100	0.07	38
<b>Roads</b>	<b>Interstate</b>	<b>State</b>	<b>County</b>	<b>Total</b>		
<b>Centerline Miles</b>	0	44	502	546	1.17	32
<b>Miles Driven</b> (in thousands)	0	86,255	91,017	177,272	0.16	36
<b>Area (square miles)</b>				869	1.31	31

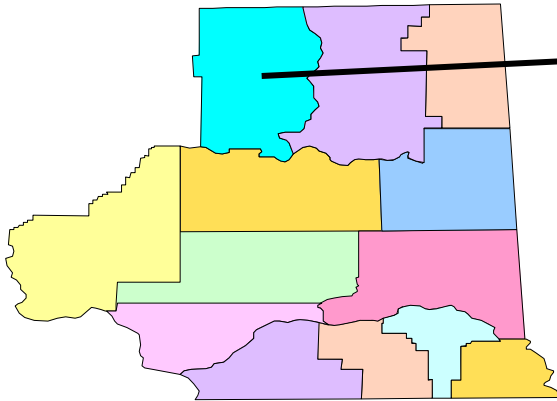
## Year 2009 Litter Program Activity

Litter Program	Hours	Pounds	Miles	Acres	# Dumps
EYC	112	2,040	22	2	0
CLCP	237	1,000	104	0	0
DOC	0	0	0	0	0
DNR	0	0	0	0	0
<b>Total</b>	<b>349</b>	<b>3,040</b>	<b>126</b>	<b>2</b>	<b>0</b>

Minutes of Litter Cleanup per Resident **5.1**

## Detail on Total Pounds

Litter Program	Litter Pounds	Illegal Dump Pounds	Recycle Pounds	Total Pounds
EYC	765	1,275	0	2,040
CLCP	850	0	150	1,000
DOC	0	0	0	0
DNR	0	0	0	0
<b>Total</b>	<b>1,615</b>	<b>1,275</b>	<b>150</b>	<b>3,040</b>



<b>Ferry County</b>					% of State Total	Rank in State
Population				7,700	0.12	36
<b>Roads</b>	<b>Interstate</b>	<b>State</b>	<b>County</b>	<b>Total</b>		
Centerline Miles	0	156	727	883	1.88	23
Miles Driven (in thousands)	0	138,048	123,241	261,289	0.24	33
Area (square miles)				2,204	3.31	9

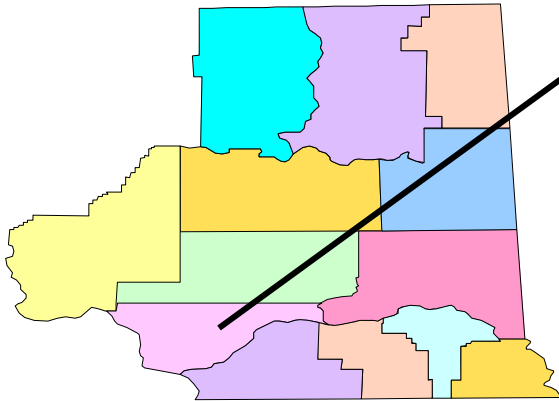
## Year 2009 Litter Program Activity

Litter Program	Hours	Pounds	Miles	Acres	# Dumps
EYC	1,276	16,950	203	0	0
CLCP	2,415	7,130	88	29	3
DOC	0	0	0	0	0
DNR	0	0	0	0	0
<b>Total</b>	<b>3,691</b>	<b>24,080</b>	<b>291</b>	<b>29</b>	<b>3</b>

Minutes of Litter Cleanup per Resident **28.8**

## Detail on Total Pounds

Litter Program	Litter Pounds	Illegal Dump Pounds	Recycle Pounds	Total Pounds
EYC	5,925	0	11,025	16,950
CLCP	6,330	800	0	7,130
DOC	0	0	0	0
DNR	0	0	0	0
<b>Total</b>	<b>12,255</b>	<b>800</b>	<b>11,025</b>	<b>24,080</b>



<b>Franklin County</b>					<b>% of State Total</b>	<b>Rank in State</b>
<b>Population</b>				70,200	0.92	18
<b>Roads</b>	<b>Interstate</b>	<b>State</b>	<b>County</b>	<b>Total</b>		
<b>Centerline Miles</b>	9	128	1,002	1,140	2.43	17
<b>Miles Driven</b> (in thousands)	365,702	670,687	373,879	1,410,268	1.02	17
<b>Area (square miles)</b>				1,242	1.87	27

## Year 2009 Litter Program Activity

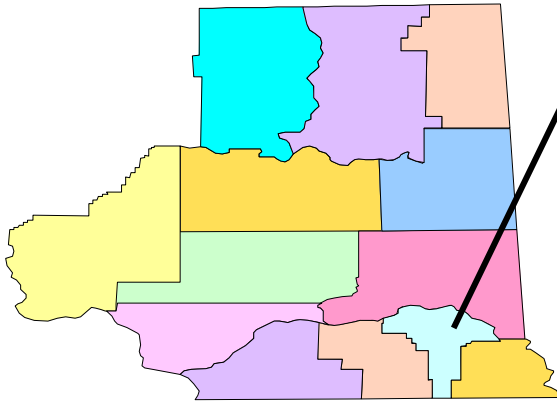
Litter Program	Hours	Pounds	Miles	Acres	# Dumps
EYC	1,760	25,343	182	19	1
CLCP	4,309	66,870	355	20	115
DOC	1,392	28,875	71	2	0
DNR	0	0	0	0	0
<b>Total</b>	<b>7,461</b>	<b>121,088</b>	<b>608</b>	<b>41</b>	<b>116</b>

**Minutes of Litter Cleanup per Resident** **6.4**

## Detail on Total Pounds

Litter Program	Litter Pounds	Illegal Dump Pounds	Recycle Pounds	Total Pounds
EYC	18,270	765	6,308	25,343
CLCP	32,120	31,040	3,710	66,870
DOC	28,770	0	105	28,875
DNR	0	0	0	0
<b>Total</b>	<b>79,160</b>	<b>31,805</b>	<b>10,123</b>	<b>121,088</b>





<b>Garfield County</b>					<b>% of State Total</b>	<b>Rank in State</b>
<b>Population</b>				2,300	0.04	39
<b>Roads</b>	<b>Interstate</b>	<b>State</b>	<b>County</b>	<b>Total</b>		
<b>Centerline Miles</b>	0	43	453	497	1.06	35
<b>Miles Driven</b> (in thousands)	0	76,974	84,656	161,630	0.15	37
<b>Area (square miles)</b>				711	1.07	33

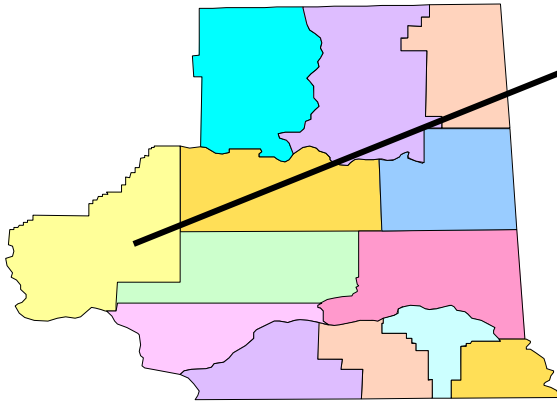
## Year 2009 Litter Program Activity

Litter Program	Hours	Pounds	Miles	Acres	# Dumps
EYC	246	4,140	50	1	0
CLCP	1,148	9,293	463	5	8
DOC	0	0	0	0	0
DNR	0	0	0	0	0
<b>Total</b>	<b>1,394</b>	<b>13,433</b>	<b>513</b>	<b>6</b>	<b>8</b>

**Minutes of Litter Cleanup per Resident** **36.4**

## Detail on Total Pounds

Litter Program	Litter Pounds	Illegal Dump Pounds	Recycle Pounds	Total Pounds
EYC	1,845	0	2,295	4,140
CLCP	6,424		2,869	9,293
DOC	0	0	0	0
DNR	0	0	0	0
<b>Total</b>	<b>8,269</b>	<b>0</b>	<b>5,164</b>	<b>13,433</b>



<b>Grant County</b>					<b>% of State Total</b>	<b>Rank in State</b>
<b>Population</b>				84,600	1.27	13
<b>Roads</b>	<b>Interstate</b>	<b>State</b>	<b>County</b>	<b>Total</b>		
<b>Centerline Miles</b>	54	311	2,522	2,887	6.16	1
<b>Miles Driven</b> (in thousands)	653,752	1,026,764	675,971	2,356,487	2.17	14
<b>Area (square miles)</b>				2,681	4.03	4

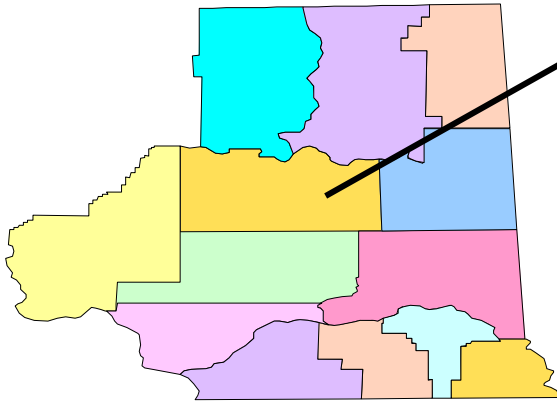
## Year 2009 Litter Program Activity

Litter Program	Hours	Pounds	Miles	Acres	# Dumps
EYC	2,976	50,925	417	90	4
CLCP	7,164	199,116	1,462	79	62
DOC	9,136	112,312	285	10	1
DNR	0	0	0	0	0
<b>Total</b>	<b>19,276</b>	<b>362,353</b>	<b>2,164</b>	<b>179</b>	<b>67</b>

Minutes of Litter Cleanup per Resident **13.7**

## Detail on Total Pounds

Litter Program	Litter Pounds	Illegal Dump Pounds	Recycle Pounds	Total Pounds
EYC	34,163	2,865	13,897	50,925
CLCP	150,285	48,820	11	199,116
DOC	89,747	180	22,385	112,312
DNR	0	0	0	0
<b>Total</b>	<b>274,195</b>	<b>51,865</b>	<b>36,293</b>	<b>362,353</b>



<b>Lincoln County</b>					<b>% of State Total</b>	<b>Rank in State</b>
<b>Population</b>				10,400	0.17	35
<b>Roads</b>	<b>Interstate</b>	<b>State</b>	<b>County</b>	<b>Total</b>		
<b>Centerline Miles</b>	16	276	1,982	2,273	4.85	3
<b>Miles Driven</b> (in thousands)	250,522	314,885	322,658	888,065	0.82	28
<b>Area (square miles)</b>				2,311	3.47	7

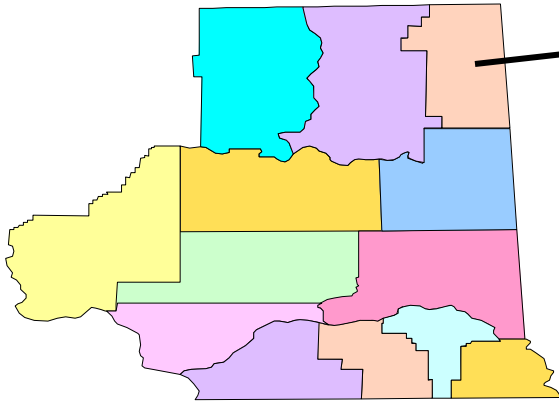
## Year 2009 Litter Program Activity

Litter Program	Hours	Pounds	Miles	Acres	# Dumps
EYC	1,535	20,910	215	4	0
CLCP	2,040	17,512	118	44	0
DOC	0	0	0	0	0
DNR	0	0	0	0	0
<b>Total</b>	<b>3,575</b>	<b>38,422</b>	<b>333</b>	<b>48</b>	<b>0</b>

**Minutes of Litter Cleanup per Resident** **20.6**

## Detail on Total Pounds

Litter Program	Litter Pounds	Illegal Dump Pounds	Recycle Pounds	Total Pounds
EYC	14,468	0	6,442	20,910
CLCP	17,145	0	367	17,512
DOC	0	0	0	0
DNR	0	0	0	0
<b>Total</b>	<b>31,613</b>	<b>0</b>	<b>6,809</b>	<b>38,422</b>



<b>Pend Oreille County</b>					% of State Total	Rank in State
Population				12,800	0.19	33
Roads	Interstate	State	County	Total		
Centerline Miles	0	116	549	665	1.42	30
Miles Driven (in thousands)	0	219,937	116,619	336,556	0.31	32
Area (square miles)				1,400	2.10	25

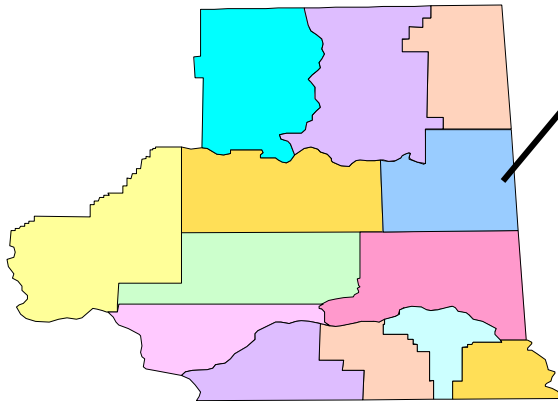
## Year 2009 Litter Program Activity

Litter Program	Hours	Pounds	Miles	Acres	# Dumps
EYC	78	825	11	0	0
CLCP	4,468	14,736	427	10	1
DOC	0	0	0	0	0
DNR	0	0	0	0	0
<b>Total</b>	<b>4,546</b>	<b>15,561</b>	<b>438</b>	<b>10</b>	<b>1</b>

Minutes of Litter Cleanup per Resident **21.3**

## Detail on Total Pounds

Litter Program	Litter Pounds	Illegal Dump Pounds	Recycle Pounds	Total Pounds
EYC	555	0	270	825
CLCP	12,060	520	2,156	14,736
DOC	0	0	0	0
DNR	0	0	0	0
<b>Total</b>	<b>12,615</b>	<b>520</b>	<b>2,426</b>	<b>15,561</b>



<b>Spokane County</b>					% of State Total	Rank in State
<b>Population</b>				459,000	7.00	4
<b>Roads</b>	<b>Interstate</b>	<b>State</b>	<b>County</b>	<b>Total</b>		
<b>Centerline Miles</b>	45	210	2,533	2,787	5.95	2
<b>Miles Driven</b> (in thousands)	2,075,563	2,111,146	1,596,646	5,783,355	5.33	4
<b>Area</b> (square miles)				1,764	2.65	19

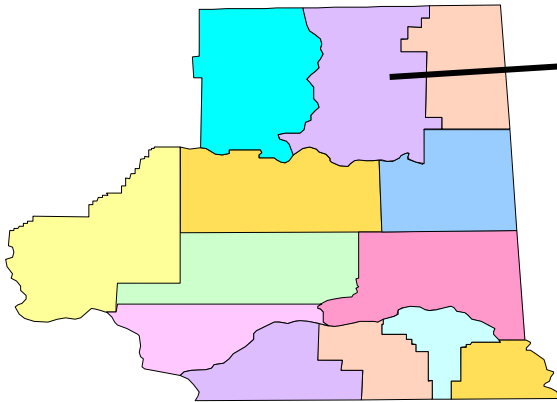
## Year 2009 Litter Program Activity

Litter Program	Hours	Pounds	Miles	Acres	# Dumps
EYC	1,635	25,110	188	6	3
CLCP	12,242	139,450	1,636	118	0
DOC	9,188	121,590	427	57	15
DNR	570	9,300	0	4	8
<b>Total</b>	<b>23,635</b>	<b>295,450</b>	<b>2,251</b>	<b>185</b>	<b>26</b>

Minutes of Litter Cleanup per Resident **3.1**

## Detail on Total Pounds

Litter Program	Litter Pounds	Illegal Dump Pounds	Recycle Pounds	Total Pounds
EYC	10,590	10,080	4,440	25,110
CLCP	139,450	0	0	139,450
DOC	100,005	21,585	0	121,590
DNR		9,300	0	9,300
<b>Total</b>	<b>250,045</b>	<b>40,965</b>	<b>4,440</b>	<b>295,450</b>



<b>Stevens County</b>					% of State Total	Rank in State
<b>Population</b>				43,700	0.66	22
<b>Roads</b>	<b>Interstate</b>	<b>State</b>	<b>County</b>	<b>Total</b>		
<b>Centerline Miles</b>	0	243	1,491	1,734	3.70	11
<b>Miles Driven</b> (in thousands)	0	604,271	328,938	933,209	0.86	24
<b>Area (square miles)</b>				2,478	3.72	5

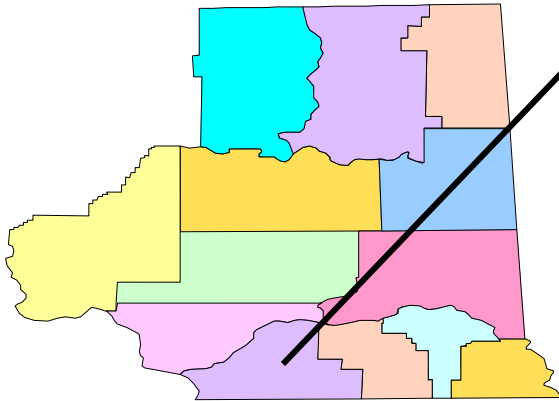
## Year 2009 Litter Program Activity

Litter Program	Hours	Pounds	Miles	Acres	# Dumps
EYC	1,768	20,693	197	0	0
CLCP	3,630	87,260	889	21	23
DOC	0	0	0	0	0
DNR	0	0	0	0	0
<b>Total</b>	<b>5,398</b>	<b>107,953</b>	<b>1,086</b>	<b>21</b>	<b>23</b>

Minutes of Litter Cleanup per Resident **7.4**

## Detail on Total Pounds

Litter Program	Litter Pounds	Illegal Dump Pounds	Recycle Pounds	Total Pounds
EYC	11,970	0	8,723	20,693
CLCP	31,450	35,850	19,960	87,260
DOC	0	0	0	0
DNR	0	0	0	0
<b>Total</b>	<b>43,420</b>	<b>35,850</b>	<b>28,683</b>	<b>107,953</b>



<b>Walla Walla County</b>					<b>% of State Total</b>	<b>Rank in State</b>
<b>Population</b>				58,600	0.92	20
<b>Roads</b>	<b>Interstate</b>	<b>State</b>	<b>County</b>	<b>Total</b>		
<b>Centerline Miles</b>	0	140	967	1,107	2.36	19
<b>Miles Driven</b> (in thousands)	0	636,645	281,886	918,531	0.85	26
<b>Area (square miles)</b>				1,271	1.91	26

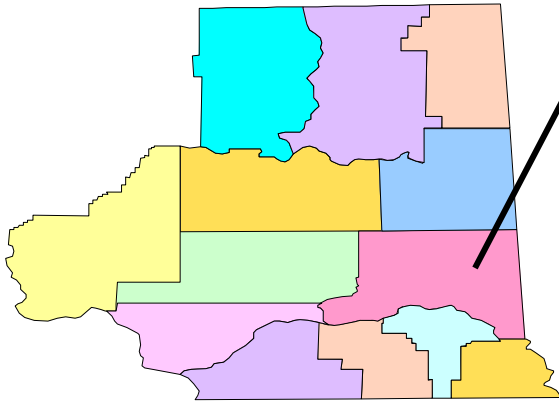
## Year 2009 Litter Program Activity

Litter Program	Hours	Pounds	Miles	Acres	# Dumps
EYC	124	2,955	10	7	0
CLCP	410	4,509	130	0	6
DOC	2,496	21,920	134	0	0
DNR	0	0	0	0	0
<b>Total</b>	<b>3,030</b>	<b>29,384</b>	<b>274</b>	<b>7</b>	<b>6</b>

Minutes of Litter Cleanup per Resident **3.1**

## Detail on Total Pounds

Litter Program	Litter Pounds	Illegal Dump Pounds	Recycle Pounds	Total Pounds
EYC	2,385	0	570	2,955
CLCP	3,040	1,200	269	4,509
DOC	19,222	0	2,698	21,920
DNR	0	0	0	0
<b>Total</b>	<b>24,647</b>	<b>1,200</b>	<b>3,537</b>	<b>29,384</b>



<b>Whitman County</b>					<b>% of State Total</b>	<b>Rank in State</b>
<b>Population</b>				43,000	0.68	23
<b>Roads</b>	<b>Interstate</b>	<b>State</b>	<b>County</b>	<b>Total</b>		
<b>Centerline Miles</b>	0	278	1,921	2,199	4.69	5
<b>Miles Driven</b> (in thousands)	0	660,387	325,775	986,162	0.91	23
<b>Area (square miles)</b>				2,159	3.24	10

## Year 2009 Litter Program Activity

Litter Program	Hours	Pounds	Miles	Acres	# Dumps
EYC	910	16,965	156	10	3
CLCP	1,931	13,175	897	0	0
DOC	0	0	0	0	0
DNR	0	0	0	0	0
<b>Total</b>	<b>2,841</b>	<b>30,140</b>	<b>1,053</b>	<b>10</b>	<b>3</b>

Minutes of Litter Cleanup per Resident **4.0**

## Detail on Total Pounds

Litter Program	Litter Pounds	Illegal Dump Pounds	Recycle Pounds	Total Pounds
EYC	10,155	2,100	4,710	16,965
CLCP	11,085	0	2,090	13,175
DOC	0	0	0	0
DNR	0	0	0	0
<b>Total</b>	<b>21,240</b>	<b>2,100</b>	<b>6,800</b>	<b>30,140</b>