

# **LITTER ACTIVITY 2010**

## **in Southwest Washington**

**(Clallam, Clark, Cowlitz, Grays Harbor, Jefferson, Lewis, Mason, Pacific, Pierce, Skamania, Thurston, and Wahkiakum Counties)**

**The combined litter efforts of the Community Litter Cleanup Program, Ecology Youth Corps, Department of Natural Resources and the Department of Corrections:**

- 57,604 hours**
- 1,252,478 pounds of litter and illegally dumped materials**
- 6,328 miles**
- 527 acres**
- 1,529 illegal dump sites**

# Notes About the Information Contained in This Presentation

- **Population** data comes from the OFM website (Census 2010 data).
- **Centerline miles** and **miles driven** data are from WSDOT (2008 data).
- **Area** data from OFM Data Book (2007 data).
- Litter activity data reflects what was reported to Department of Ecology.
- **Hours** represents crews supervisor and crew hours.
- **Pounds** represents both litter and illegally dumped materials picked up (if reported in bags or cubic yards, the figures were converted to pounds using a standard formula).
- **Miles** represents the number of shoulder miles cleaned.
- **Acres** represents the number of acres cleaned.
- **Illegal Dumps** represents the number of illegal dump sites cleaned up.

# Calendar Year 2010

**Clallam**  
Hours = 5,037  
Pounds = 163,434  
Miles = 503  
Acres = 21  
Illegal Dumps = 210

**Jefferson**  
Hours = 730  
Pounds = 28,393  
Miles = 59  
Acres = 3  
Illegal Dumps = 31

**Grays Harbor**  
Hours = 6,153  
Pounds = 122,910  
Miles = 815  
Acres = 20  
Illegal Dumps = 140

**Mason**  
Hours = 741  
Pounds = 18,574  
Miles = 132  
Acres = 24  
Illegal Dumps = 28

**Pierce**  
Hours = 8,072  
Pounds = 162,710  
Miles = 951  
Acres = 112  
Illegal Dumps = 40

**Pacific**  
Hours = 800  
Pounds = 11,394  
Miles = 156  
Acres = 3  
Illegal Dumps = 37

**Thurston**  
Hours = 8,471  
Pounds = 159,795  
Miles = 341  
Acres = 71  
Illegal Dumps = 214

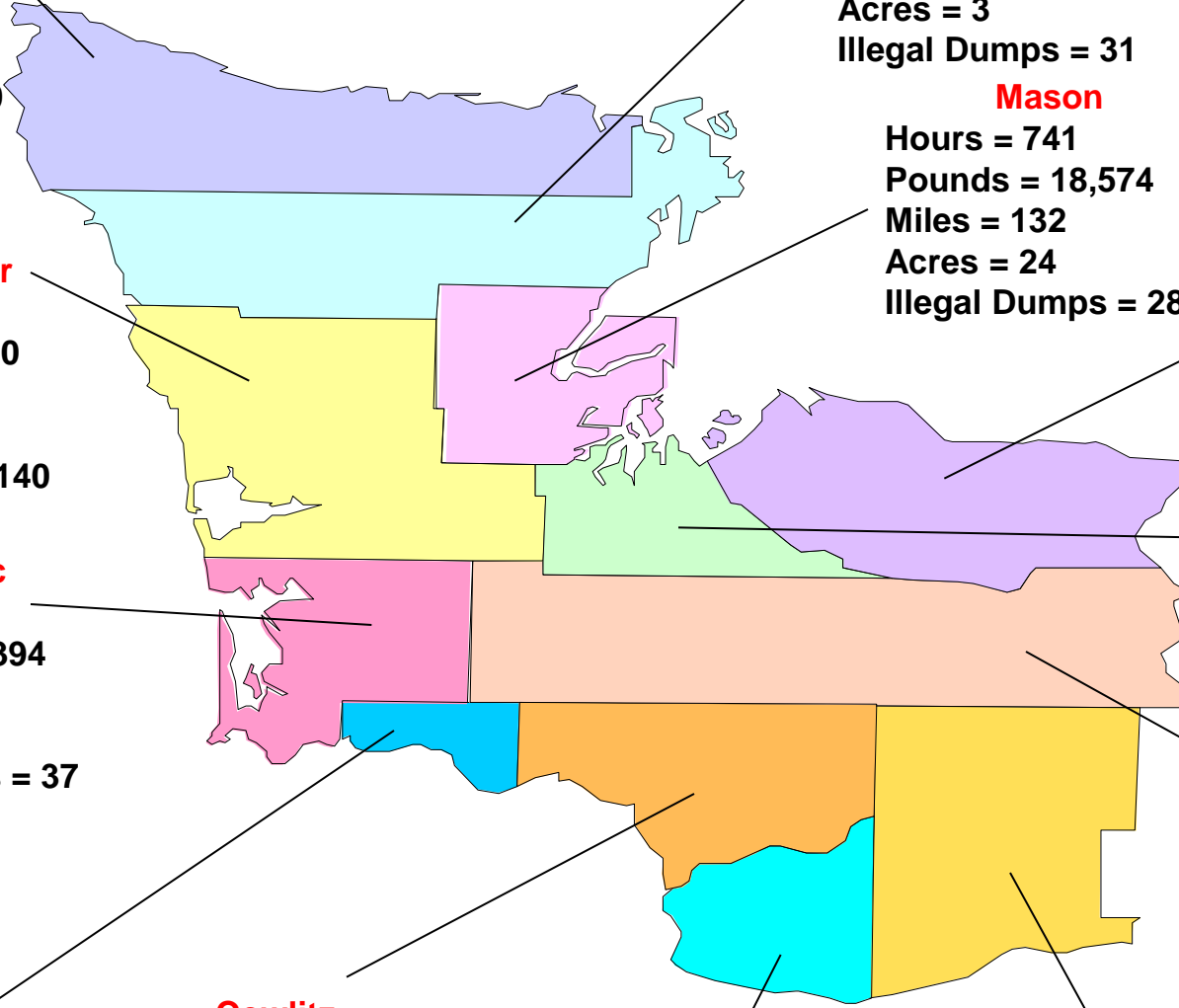
**Wahkiakum**  
Hours = 232  
Pounds = 4,955  
Miles = 841  
Acres = 3  
Illegal Dumps = 4

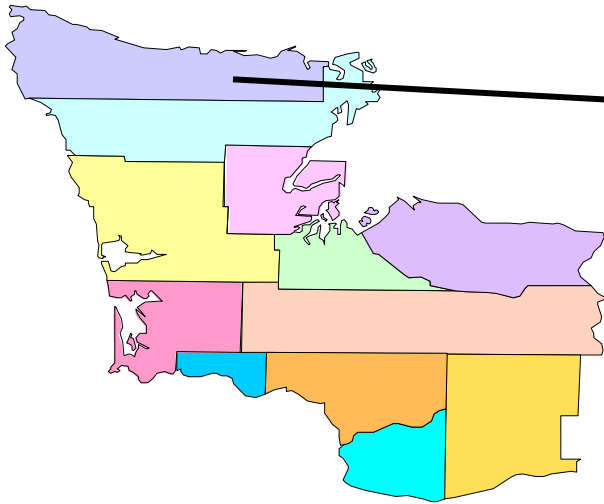
**Cowlitz**  
Hours = 6,470  
Pounds = 177,818  
Miles = 297  
Acres = 81  
Illegal Dumps = 368

**Lewis**  
Hours = 7,962  
Pounds = 184,024  
Miles = 1,306  
Acres = 27  
Illegal Dumps = 192

**Clark**  
Hours = 10,445  
Pounds = 180,158  
Miles = 764  
Acres = 141  
Illegal Dumps = 224

**Skamania**  
Hours = 2,491  
Pounds = 38,313  
Miles = 164  
Acres = 21  
Illegal Dumps = 41





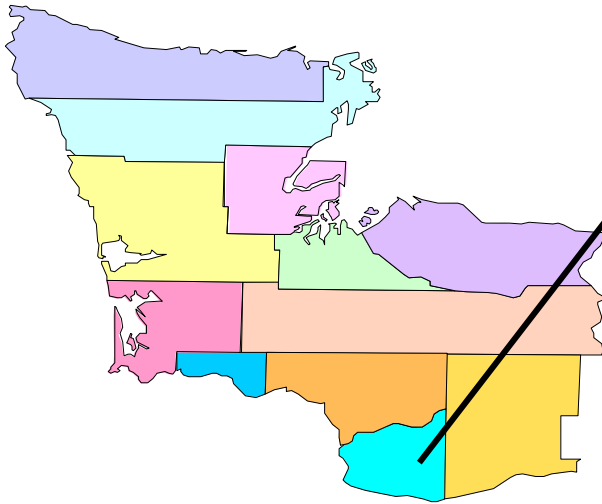
<b>Clallam County</b>				<b>Total</b>	<b>% of State Total</b>	<b>Rank in State</b>
<b>Population</b>				71,404	1.06	19
<b>Roads</b>	<b>Interstate</b>	<b>State</b>	<b>County</b>	<b>Total</b>		
<b>Centerline Miles</b>	0	178	503	681	1.45	29
<b>Miles Driven</b> (in thousands)	0	809,340	206,948	1,016,288	0.94	22
<b>Area (square miles)</b>				1,740	2.61	20

## Year 2010 Litter Program Activity

Litter Program	Hours	Pounds	Miles	Acres	# Dumps
EYC	0	0	0	0	0
CLCP	2,972	50,739	478	7	75
DOC	0	0	0	0	0
DNR	2,065	112,695	25	14	135
<b>Total</b>	<b>5,037</b>	<b>163,434</b>	<b>503</b>	<b>21</b>	<b>210</b>

## Detail on Total Pounds

Litter Program	Litter Pounds	Illegal Dump Pounds	Recycle Pounds	Total Pounds
EYC	0	0	0	0
CLCP	21,484	27,240	2,015	50,739
DOC	0	0	0	0
DNR	851	111,844	0	112,695
<b>Total</b>	<b>22,335</b>	<b>139,084</b>	<b>2,015</b>	<b>163,434</b>



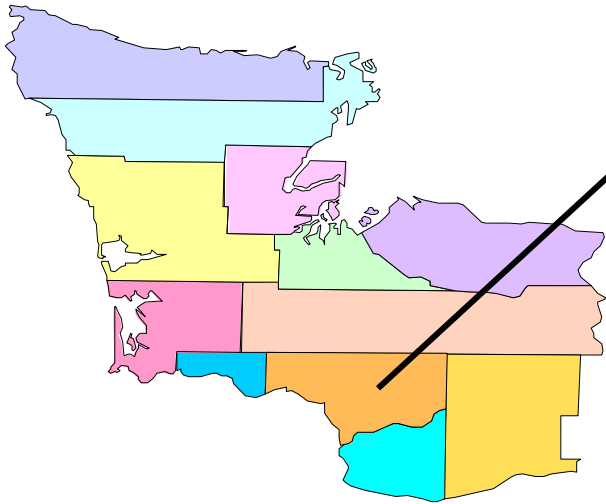
<b>Clark County</b>					<b>% of State Total</b>	<b>Rank in State</b>
<b>Population</b>				425,363	6.33	5
<b>Roads</b>	<b>Interstate</b>	<b>State</b>	<b>County</b>	<b>Total</b>		
<b>Centerline Miles</b>	31	91	1,099	1,222	2.61	15
<b>Miles Driven</b> (in thousands)	2,344,394	1,498,158	1,558,807	5,401,359	4.97	5
<b>Area (square miles)</b>				628	0.94	35

## Year 2010 Litter Program Activity

Litter Program	Hours	Pounds	Miles	Acres	# Dumps
EYC	2,960	83,650	238	87	45
CLCP	768	12,100	82	1	35
DOC	0	0	0	0	0
DNR	6,717	84,408	444	53	144
<b>Total</b>	<b>10,445</b>	<b>180,158</b>	<b>764</b>	<b>141</b>	<b>224</b>

## Detail on Total Pounds

Litter Program	Litter Pounds	Illegal Dump Pounds	Recycle Pounds	Total Pounds
EYC	48,062	25,455	10,133	83,650
CLCP	4,695	6,815	590	12,100
DOC	0	0	0	0
DNR	50,489	33,919	0	84,408
<b>Total</b>	<b>103,246</b>	<b>66,189</b>	<b>10,723</b>	<b>180,158</b>



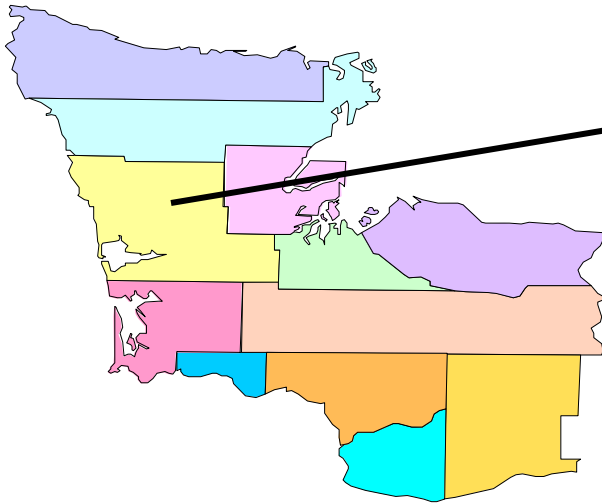
<b>Cowlitz County</b>					<b>% of State Total</b>	<b>Rank in State</b>
<b>Population</b>				102,410	1.52	12
<b>Roads</b>	<b>Interstate</b>	<b>State</b>	<b>County</b>	<b>Total</b>		
<b>Centerline Miles</b>	36	132	535	704	1.50	28
<b>Miles Driven</b> (in thousands)	1,795,859	594,314	256,023	2,646,196	2.44	11
<b>Area (square miles)</b>				1,139	1.71	28

## Year 2010 Litter Program Activity

Litter Program	Hours	Pounds	Miles	Acres	# Dumps
EYC	1,916	59,235	166	44	19
CLCP	3,885	110,080	119	34	334
DOC	0	0	0	0	0
DNR	669	8,503	12	3	15
<b>Total</b>	<b>6,470</b>	<b>177,818</b>	<b>297</b>	<b>81</b>	<b>368</b>

## Detail on Total Pounds

Litter Program	Litter Pounds	Illegal Dump Pounds	Recycle Pounds	Total Pounds
EYC	37,425	12,720	9,090	59,235
CLCP	79,558	14,040	16,482	110,080
DOC	0	0	0	0
DNR	4,860	3,643	0	8,503
<b>Total</b>	<b>121,843</b>	<b>30,403</b>	<b>25,572</b>	<b>177,818</b>



### Grays Harbor County

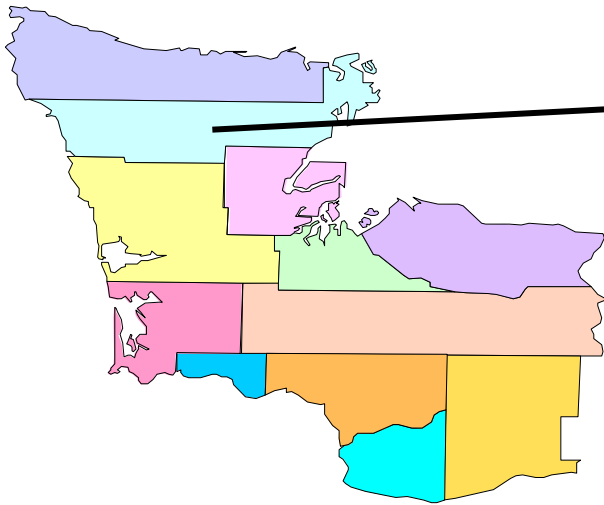
					% of State Total	Rank in State
Population				72,797	1.08	17
Roads	Interstate	State	County	Total		
Centerline Miles	0	218	555	773	1.65	25
Miles Driven (in thousands)	0	1,275,109	310,890	1,585,999	1.46	16
Area (square miles)				1,917	2.88	15

## Year 2010 Litter Program Activity

Litter Program	Hours	Pounds	Miles	Acres	# Dumps
EYC	62	1,440	0	13	2
CLCP	3,200	49,237	772	2	12
DOC	0	0	0	0	0
DNR	2,891	72,233	43	5	126
<b>Total</b>	<b>6,153</b>	<b>122,910</b>	<b>815</b>	<b>20</b>	<b>140</b>

## Detail on Total Pounds

Litter Program	Litter Pounds	Illegal Dump Pounds	Recycle Pounds	Total Pounds
EYC	510	705	225	1,440
CLCP	39,315	9,545	377	49,237
DOC	0	0	0	0
DNR	21,379	50,854	0	72,233
<b>Total</b>	<b>61,204</b>	<b>61,104</b>	<b>602</b>	<b>122,910</b>



<b>Jefferson County</b>					<b>% of State Total</b>	<b>Rank in State</b>
<b>Population</b>				29,872	0.44	27
<b>Roads</b>	<b>Interstate</b>	<b>State</b>	<b>County</b>	<b>Total</b>		
<b>Centerline Miles</b>	0	128	394	521	1.11	33
<b>Miles Driven</b> (in thousands)	0	579,967	131,517	711,484	0.66	29
<b>Area (square miles)</b>				1,814	2.73	18

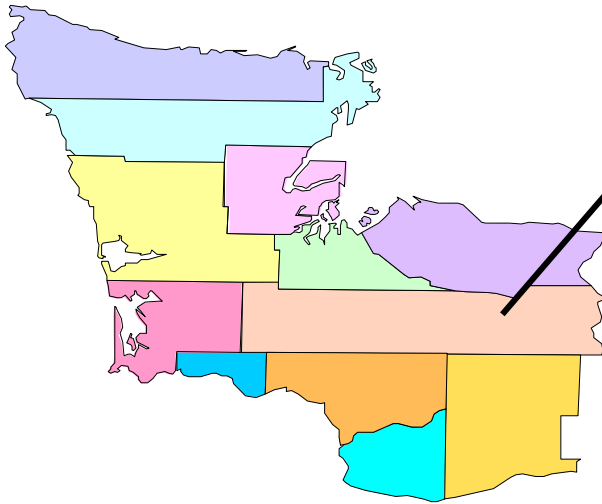
## Year 2010 Litter Program Activity

Litter Program	Hours	Pounds	Miles	Acres	# Dumps
EYC	0	0	0	0	0
CLCP	253	10,760	25	1	10
DOC	0	0	0	0	0
DNR	477	17,633	34	2	21
<b>Total</b>	<b>730</b>	<b>28,393</b>	<b>59</b>	<b>3</b>	<b>31</b>

## Detail on Total Pounds

Litter Program	Litter Pounds	Illegal Dump Pounds	Recycle Pounds	Total Pounds
EYC	0	0	0	0
CLCP	4,040	5,580	1,140	10,760
DOC	0	0	0	0
DNR	3,379	14,254	0	17,633
<b>Total</b>	<b>7,419</b>	<b>19,834</b>	<b>1,140</b>	<b>28,393</b>





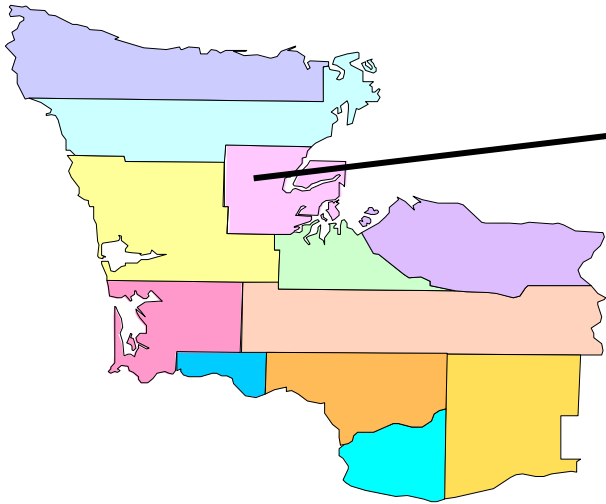
<b>Lewis County</b>					<b>% of State Total</b>	<b>Rank in State</b>
<b>Population</b>				75,455	1.12	16
<b>Roads</b>	<b>Interstate</b>	<b>State</b>	<b>County</b>	<b>Total</b>		
<b>Centerline Miles</b>	28	213	1,069	1,310	2.79	13
<b>Miles Driven</b> (in thousands)	1,456,514	638,743	337,913	2,433,170	2.24	13
<b>Area (square miles)</b>				2,408	3.62	6

## Year 2010 Litter Program Activity

Litter Program	Hours	Pounds	Miles	Acres	# Dumps
<b>EYC</b>	1,076	26,040	84	8	3
<b>CLCP</b>	5,960	144,649	1,213	17	168
<b>DOC</b>	0	0	0	0	0
<b>DNR</b>	926	13,335	9	2	21
<b>Total</b>	<b>7,962</b>	<b>184,024</b>	<b>1,306</b>	<b>27</b>	<b>192</b>

## Detail on Total Pounds

Litter Program	Litter Pounds	Illegal Dump Pounds	Recycle Pounds	Total Pounds
<b>EYC</b>	19,800	1,185	5,055	26,040
<b>CLCP</b>	71,519	67,700	5,430	144,649
<b>DOC</b>	0	0	0	0
<b>DNR</b>	5,735	7,600	0	13,335
<b>Total</b>	<b>97,054</b>	<b>76,485</b>	<b>10,485</b>	<b>184,024</b>



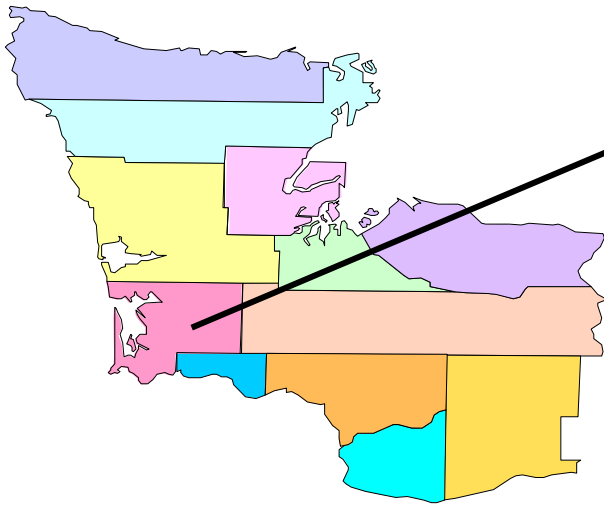
<b>Mason County</b>					<b>% of State Total</b>	<b>Rank in State</b>
<b>Population</b>				60,699	0.90	20
<b>Roads</b>	<b>Interstate</b>	<b>State</b>	<b>County</b>	<b>Total</b>		
<b>Centerline Miles</b>	0	120	621	741	1.58	27
<b>Miles Driven</b>	0	795,883	436,741	1,232,624	1.14	20
(in thousands)						
<b>Area (square miles)</b>				961	1.44	29

## Year 2010 Litter Program Activity

Litter Program	Hours	Pounds	Miles	Acres	# Dumps
EYC	177	4,573	1	21	5
CLCP	564	14,001	131	3	23
DOC	0	0	0	0	0
DNR	0	0	0	0	0
<b>Total</b>	<b>741</b>	<b>18,574</b>	<b>132</b>	<b>24</b>	<b>28</b>

## Detail on Total Pounds

Litter Program	Litter Pounds	Illegal Dump Pounds	Recycle Pounds	Total Pounds
EYC	630	2,415	1,528	4,573
CLCP	4,610	8,530	861	14,001
DOC	0	0	0	0
DNR	0	0	0	0
<b>Total</b>	<b>5,240</b>	<b>10,945</b>	<b>2,389</b>	<b>18,574</b>



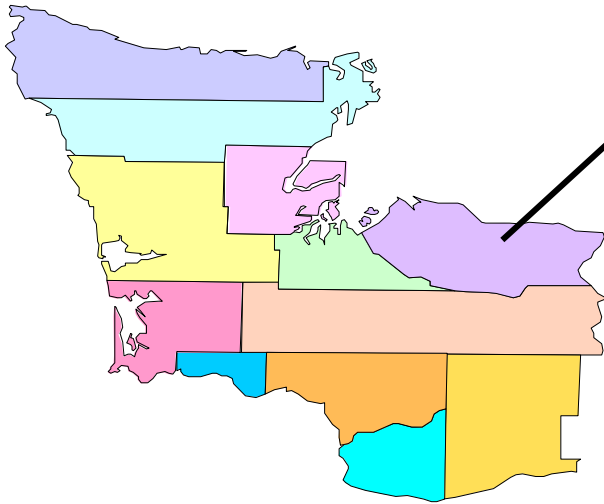
<b>Pacific County</b>					<b>% of State Total</b>	<b>Rank in State</b>
<b>Population</b>				20,920	0.31	29
<b>Roads</b>	<b>Interstate</b>	<b>State</b>	<b>County</b>	<b>Total</b>		
<b>Centerline Miles</b>	0	164	347	511	1.09	34
<b>Miles Driven</b> (in thousands)	0	445,077	80,110	525,187	0.48	31
<b>Area (square miles)</b>				933	1.40	30

## Year 2010 Litter Program Activity

Litter Program	Hours	Pounds	Miles	Acres	# Dumps
EYC	0	0	0	0	0
CLCP	700	8,694	156	1	7
DOC	0	0	0	0	0
DNR	100	2,700	0	2	30
<b>Total</b>	<b>800</b>	<b>11,394</b>	<b>156</b>	<b>3</b>	<b>37</b>

## Detail on Total Pounds

Litter Program	Litter Pounds	Illegal Dump Pounds	Recycle Pounds	Total Pounds
EYC	0	0	0	0
CLCP	4,490	4,140	64	8,694
DOC	0	0	0	0
DNR	0	2,700	0	2,700
<b>Total</b>	<b>4,490</b>	<b>6,840</b>	<b>64</b>	<b>11,394</b>



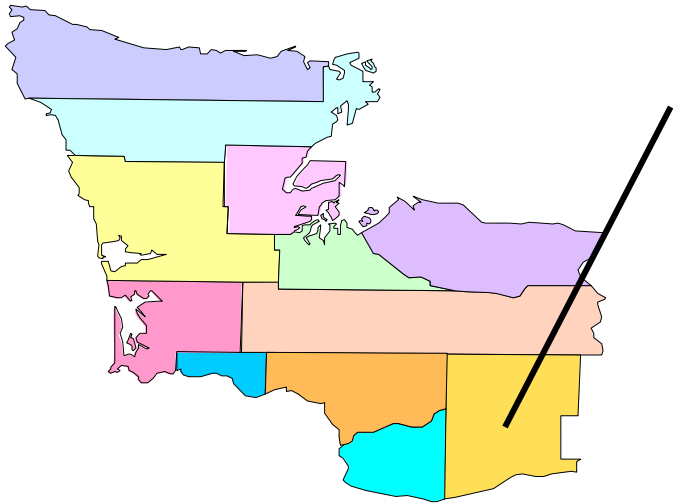
<b>Pierce County</b>					<b>% of State Total</b>	<b>Rank in State</b>
<b>Population</b>				795,225	11.83	2
<b>Roads</b>	<b>Interstate</b>	<b>State</b>	<b>County</b>	<b>Total</b>		
<b>Centerline Miles</b>	26	267	1,538	1,831	3.91	10
<b>Miles Driven</b> (in thousands)	3,547,816	4,922,634	3,337,229	11,807,679	10.88	2
<b>Area (square miles)</b>				1,679	2.52	23

## Year 2010 Litter Program Activity

Litter Program	Hours	Pounds	Miles	Acres	# Dumps
EYC	4,606	87,045	255	50	13
CLCP	2,418	64,295	673	62	27
DOC	1,048	11,370	23	0	0
DNR	0	0	0	0	0
<b>Total</b>	<b>8,072</b>	<b>162,710</b>	<b>951</b>	<b>112</b>	<b>40</b>

## Detail on Total Pounds

Litter Program	Litter Pounds	Illegal Dump Pounds	Recycle Pounds	Total Pounds
EYC	67,965	5,235	13,845	87,045
CLCP	26,015	28,200	10,080	64,295
DOC	11,370	0	0	11,370
DNR	0	0	0	0
<b>Total</b>	<b>105,350</b>	<b>33,435</b>	<b>23,925</b>	<b>162,710</b>



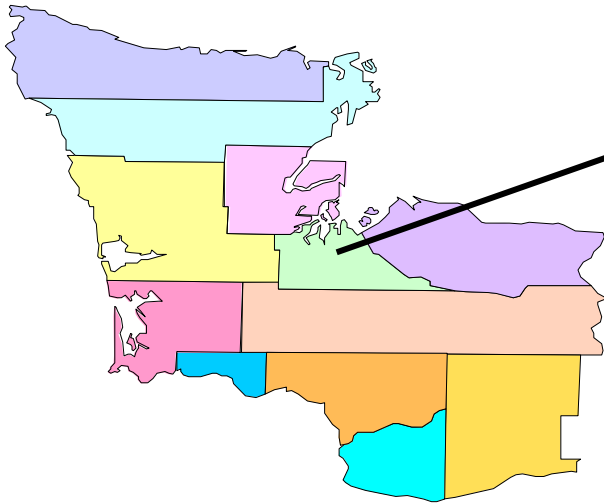
<b>Skamania County</b>					<b>% of State Total</b>	<b>Rank in State</b>
<b>Population</b>				11,066	0.16	34
<b>Roads</b>	<b>Interstate</b>	<b>State</b>	<b>County</b>	<b>Total</b>		
<b>Centerline Miles</b>	0	42	248	289	0.62	37
<b>Miles Driven</b> (in thousands)	0	166,635	55,472	222,107	0.2	35
<b>Area (square miles)</b>				1,656	2.49	24

## Year 2010 Litter Program Activity

Litter Program	Hours	Pounds	Miles	Acres	# Dumps
EYC	0	0	0	0	0
CLCP	1,365	25,860	164	3	27
DOC	0	0	0	0	0
DNR	1,126	12,453	0	18	14
<b>Total</b>	<b>2,491</b>	<b>38,313</b>	<b>164</b>	<b>21</b>	<b>41</b>

## Detail on Total Pounds

Litter Program	Litter Pounds	Illegal Dump Pounds	Recycle Pounds	Total Pounds
EYC	0	0	0	0
CLCP	10,500	6,200	9,160	25,860
DOC	0	0	0	0
DNR	7,239	5,214	0	12,453
<b>Total</b>	<b>17,739</b>	<b>11,414</b>	<b>9,160</b>	<b>38,313</b>



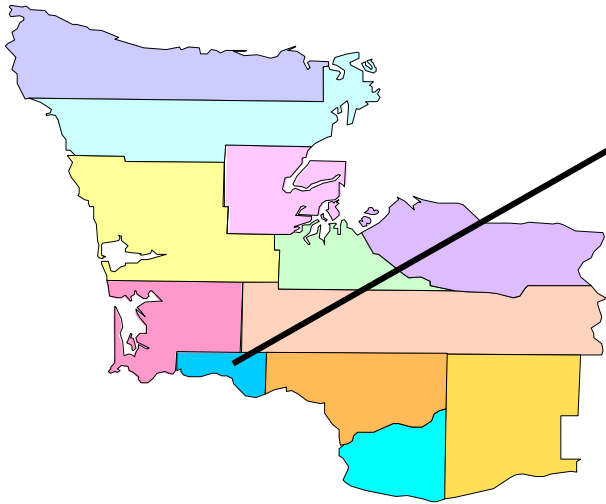
<b>Thurston County</b>					<b>% of State Total</b>	<b>Rank in State</b>
<b>Population</b>				252,264	3.75	6
<b>Roads</b>	<b>Interstate</b>	<b>State</b>	<b>County</b>	<b>Total</b>		
<b>Centerline Miles</b>	29	74	1,024	1,128	2.41	18
<b>Miles Driven</b> (in thousands)	2,299,849	1,008,862	1,647,643	4,956,354	4.57	6
<b>Area (square miles)</b>				727	1.09	32

## Year 2010 Litter Program Activity

Litter Program	Hours	Pounds	Miles	Acres	# Dumps
<b>EYC</b>	1,219	21,240	42	51	16
<b>CLCP</b>	1,806	42,865	203	0	0
<b>DOC</b>	0	0	0	0	0
<b>DNR</b>	5,446	95,690	96	20	198
<b>Total</b>	<b>8,471</b>	<b>159,795</b>	<b>341</b>	<b>71</b>	<b>214</b>

## Detail on Total Pounds

Litter Program	Litter Pounds	Illegal Dump Pounds	Recycle Pounds	Total Pounds
<b>EYC</b>	9,510	7,935	3,795	21,240
<b>CLCP</b>	39,460	0	3,405	42,865
<b>DOC</b>	0	0	0	0
<b>DNR</b>	26,400	69,290	0	95,690
<b>Total</b>	<b>75,370</b>	<b>77,225</b>	<b>7,200</b>	<b>159,795</b>



<b>Wahkiakum County</b>					% of State Total	Rank in State
<b>Population</b>				3,978	0.06	38
<b>Roads</b>	<b>Interstate</b>	<b>State</b>	<b>County</b>	<b>Total</b>		
Centerline Miles	0	41	144	184	0.39	39
Miles Driven (in thousands)	0	82,460	35,266	117,726	0.11	38
Area (square miles)				264	0.40	37

## Year 2010 Litter Program Activity

Litter Program	Hours	Pounds	Miles	Acres	# Dumps
EYC	0	0	0	0	0
CLCP	172	4,955	41	2	2
DOC	0	0	0	0	0
DNR	60	0	800	1	2
<b>Total</b>	<b>232</b>	<b>4,955</b>	<b>841</b>	<b>3</b>	<b>4</b>

## Detail on Total Pounds

Litter Program	Litter Pounds	Illegal Dump Pounds	Recycle Pounds	Total Pounds
EYC	0	0	0	0
CLCP	2,405	900	1,650	4,955
DOC	0	0	0	0
DNR	0	0	0	0
<b>Total</b>	<b>2,405</b>	<b>900</b>	<b>1,650</b>	<b>4,955</b>