

LITTER ACTIVITY 2012

in Southwest Washington

(Clallam, Clark, Cowlitz, Grays Harbor, Jefferson, Lewis, Mason, Pacific, Pierce, Skamania, Thurston, and Wahkiakum Counties)

The combined litter efforts of the Community Litter Cleanup Program, Ecology Youth Corps, Department of Natural Resources and the Department of Corrections:

- 88,054 hours worked**
- 1,234,145 pounds of material collected**
- 11,429 miles cleaned**
- 923 acres cleaned**
- 1,703 illegal dump sites**

Notes About the Information Contained in This Presentation

- **Population** data comes from the OFM website (Census 2010 data).
- **Centerline miles** and **miles driven** data are from WSDOT (2008 data).
- **Area** data from OFM Data Book (2007 data).
- Litter activity data reflects what was reported to Department of Ecology.
- **Hours** represents crews supervisor and crew hours.
- **Pounds** represents both litter and illegally dumped materials picked up (if reported in bags or cubic yards, the figures were converted to pounds using a standard formula).
- **Miles** represents the number of shoulder miles cleaned.
- **Acres** represents the number of acres cleaned.
- **Illegal Dumps** represents the number of illegal dump sites cleaned up.

Calendar Year 2012

Clallam
Hours = 5,820
Pounds = 117,332
Miles = 604
Acres = 14
Illegal Dumps = 106

Grays Harbor
Hours = 14,225
Pounds = 142,431
Miles = 2,669
Acres = 152
Illegal Dumps = 229

Pacific
Hours = 2,143
Pounds = 30,208
Miles = 268
Acres = 42
Illegal Dumps = 63

Wahkiakum
Hours = 0
Pounds = 0
Miles = 0
Acres = 0
Illegal Dumps = 0

Cowlitz
Hours = 10,037
Pounds = 96,145
Miles = 557
Acres = 150
Illegal Dumps = 525

Clark
Hours = 19,205
Pounds = 207,433
Miles = 1,238
Acres = 275
Illegal Dumps = 177

Jefferson
Hours = 503
Pounds = 29,180
Miles = 22
Acres = 6
Illegal Dumps = 6

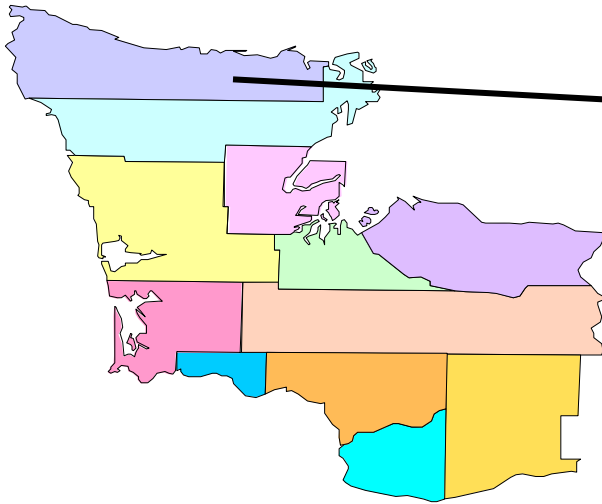
Mason
Hours = 2,783
Pounds = 38,045
Miles = 1,574
Acres = 20
Illegal Dumps = 63

Pierce
Hours = 12,299
Pounds = 194,778
Miles = 1,193
Acres = 59
Illegal Dumps = 20

Thurston
Hours = 9,774
Pounds = 119,132
Miles = 1,484
Acres = 133
Illegal Dumps = 263

Lewis
Hours = 9,633
Pounds = 104,744
Miles = 1,617
Acres = 50
Illegal Dumps = 118

Skamania
Hours = 1,632
Pounds = 54,717
Miles = 203
Acres = 22
Illegal Dumps = 133



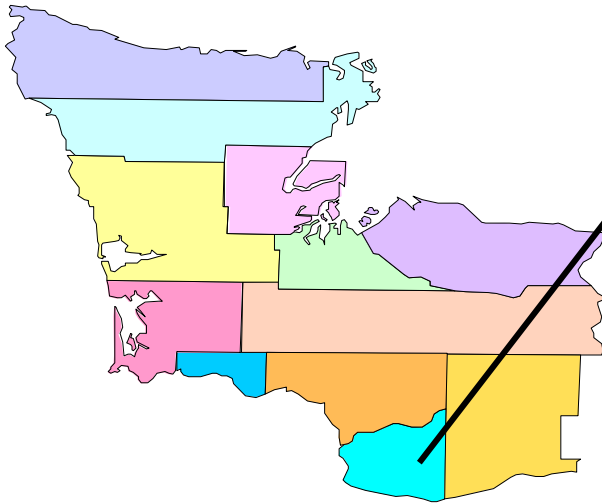
Clallam County				Total	% of State Total	Rank in State
Population				71,404	1.06	19
Roads	Interstate	State	County	Total		
Centerline Miles	0	178	503	681	1.45	29
Miles Driven (in thousands)	0	809,340	206,948	1,016,288	0.94	22
Area (square miles)				1,740	2.61	20

Year 2012 Litter Program Activity

Litter Program	Hours	Pounds	Miles	Acres	# Dumps
EYC	0	0	0	0	0
CLCP	3,688	33,462	604	5	49
DOC	0	0	0	0	0
DNR	2,132	83,870	0	9	57
Total	5,820	117,332	604	14	106

Detail on Total Pounds

Litter Program	Litter Pounds	Illegal Dump Pounds	Recycle Pounds	Total Pounds
EYC	0	0	0	0
CLCP	15,962	17,344	156	33,462
DOC	0	0	0	0
DNR	2,900	80,970	0	83,870
Total	18,862	98,314	156	117,332



Clark County

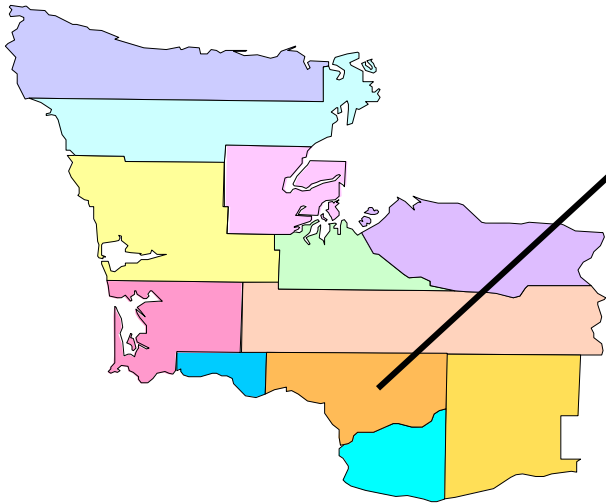
					% of State Total	Rank in State
Population				425,363	6.33	5
Roads	Interstate	State	County	Total		
Centerline Miles	31	91	1,099	1,222	2.61	15
Miles Driven (in thousands)	2,344,394	1,498,158	1,558,807	5,401,359	4.97	5
Area (square miles)				628	0.94	35

Year 2012 Litter Program Activity

Litter Program	Hours	Pounds	Miles	Acres	# Dumps
EYC	5,405	149,145	390	125	47
CLCP	4,192	89,803	344	74	17
DOC	0	0	0	0	0
DNR	9,608	68,485	504	76	113
Total	19,205	307,433	1,238	275	177

Detail on Total Pounds

Litter Program	Litter Pounds	Illegal Dump Pounds	Recycle Pounds	Total Pounds
EYC	96,084	39,360	13,701	149,145
CLCP	43,868	45,540	395	89,803
DOC	0	0	0	0
DNR	55,428	10,190	2,867	68,485
Total	195,380	95,090	16,963	307,433



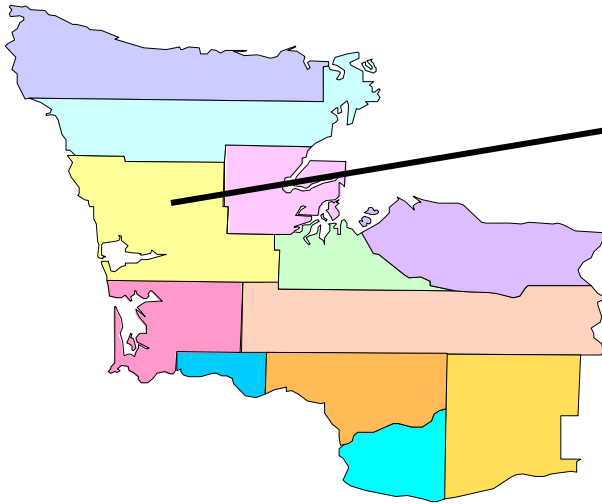
Cowlitz County					% of State Total	Rank in State
Population				102,410	1.52	12
Roads	Interstate	State	County	Total		
Centerline Miles	36	132	535	704	1.50	28
Miles Driven	1,795,859	594,314	256,023	2,646,196	2.44	11
(in thousands)						
Area (square miles)				1,139	1.71	28

Year 2012 Litter Program Activity

Litter Program	Hours	Pounds	Miles	Acres	# Dumps
EYC	759	25,305	61	29	8
CLCP	6,920	58,089	405	72	495
DOC	0	0	0	0	0
DNR	2,358	12,751	91	49	22
Total	10,037	96,145	557	150	525

Detail on Total Pounds

Litter Program	Litter Pounds	Illegal Dump Pounds	Recycle Pounds	Total Pounds
EYC	15,625	6,675	3,005	25,305
CLCP	31,399	26,690	0	58,089
DOC	0	0	0	0
DNR	11,599	852	300	12,751
Total	58,623	34,217	3,305	96,145



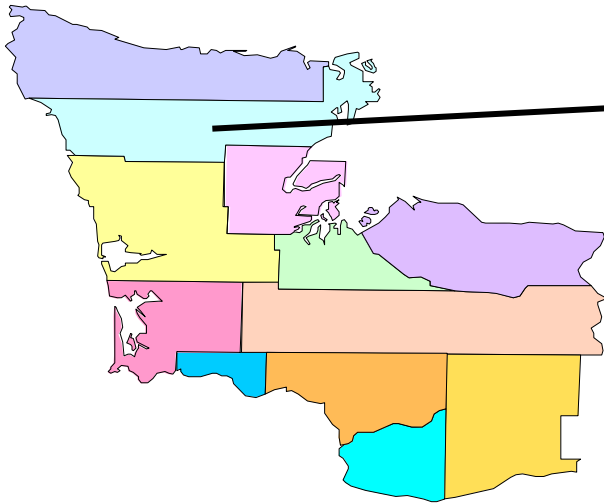
Grays Harbor County					% of State Total	Rank in State
Population				72,797	1.08	17
Roads	Interstate	State	County	Total		
Centerline Miles	0	218	555	773	1.65	25
Miles Driven (in thousands)	0	1,275,109	310,890	1,585,999	1.46	16
Area (square miles)				1,917	2.88	15

Year 2012 Litter Program Activity

Litter Program	Hours	Pounds	Miles	Acres	# Dumps
EYC	1,798	24,105	118	45	11
CLCP	6,731	58,557	2,042	50	32
DOC	0	0	0	0	0
DNR	5,696	59,769	509	57	186
Total	14,225	142,431	2,669	152	229

Detail on Total Pounds

Litter Program	Litter Pounds	Illegal Dump Pounds	Recycle Pounds	Total Pounds
EYC	13,138	8,550	2,417	24,105
CLCP	48,930	5,955	3,672	58,557
DOC	0	0	0	0
DNR	16,975	42,470	324	59,769
Total	79,043	56,975	6,413	142,431



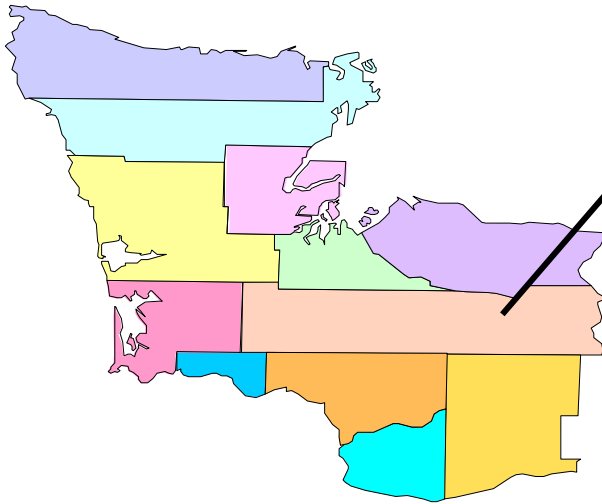
Jefferson County					% of State Total	Rank in State
Population				29,872	0.44	27
Roads	Interstate	State	County	Total		
Centerline Miles	0	128	394	521	1.11	33
Miles Driven (in thousands)	0	579,967	131,517	711,484	0.66	29
Area (square miles)				1,814	2.73	18

Year 2012 Litter Program Activity

Litter Program	Hours	Pounds	Miles	Acres	# Dumps
EYC	0	0	0	0	0
CLCP	0	0	0	0	0
DOC	0	0	0	0	0
DNR	503	29,180	22	6	6
Total	503	29,180	22	6	6

Detail on Total Pounds

Litter Program	Litter Pounds	Illegal Dump Pounds	Recycle Pounds	Total Pounds
EYC	0	0	0	0
CLCP	0	0	0	0
DOC	0	0	0	0
DNR	350	27,780	1,050	29,180
Total	350	27,780	1,050	29,180



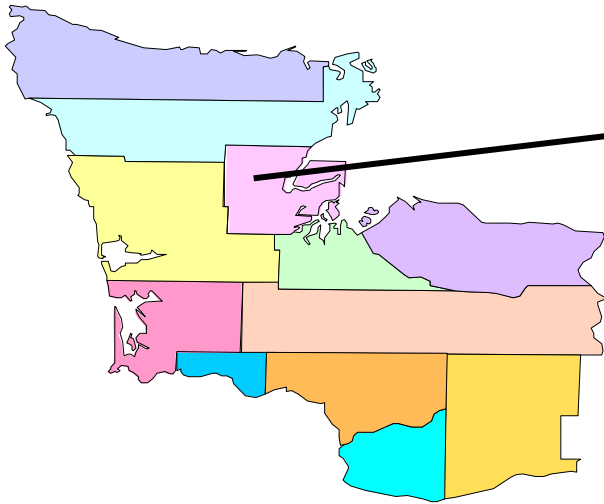
Lewis County					% of State Total	Rank in State
Population				75,455	1.12	16
Roads	Interstate	State	County	Total		
Centerline Miles	28	213	1,069	1,310	2.79	13
Miles Driven (in thousands)	1,456,514	638,743	337,913	2,433,170	2.24	13
Area (square miles)				2,408	3.62	6

Year 2012 Litter Program Activity

Litter Program	Hours	Pounds	Miles	Acres	# Dumps
EYC	1,491	16,845	63	11	3
CLCP	6,077	66,169	1,492	4	40
DOC	0	0	0	0	0
DNR	2,065	21,730	62	35	75
Total	9,633	104,744	1,617	50	118

Detail on Total Pounds

Litter Program	Litter Pounds	Illegal Dump Pounds	Recycle Pounds	Total Pounds
EYC	14,351	450	2,044	16,845
CLCP	55,210	9,720	1,239	66,169
DOC	0	0	0	0
DNR	2,480	19,250	0	21,730
Total	72,041	29,420	3,283	104,744



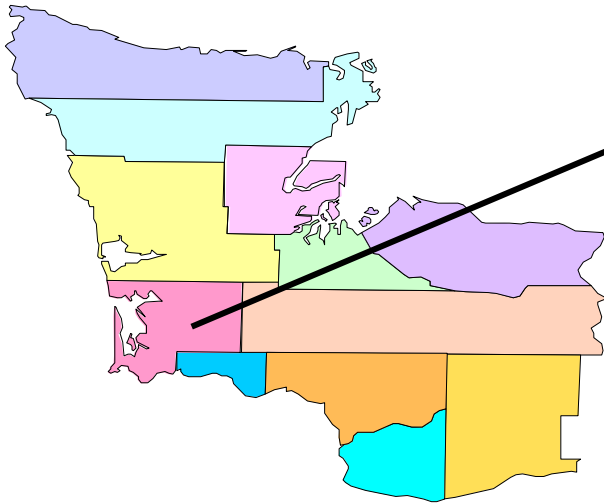
Mason County					% of State Total	Rank in State
Population				60,699	0.90	20
Roads	Interstate	State	County	Total		
Centerline Miles	0	120	621	741	1.58	27
Miles Driven	0	795,883	436,741	1,232,624	1.14	20
(in thousands)						
Area (square miles)				961	1.44	29

Year 2012 Litter Program Activity

Litter Program	Hours	Pounds	Miles	Acres	# Dumps
EYC	96	1,530	1	14	2
CLCP	2,687	36,515	1,573	6	61
DOC	0	0	0	0	0
DNR	0	0	0	0	0
Total	2,783	38,045	1,574	20	63

Detail on Total Pounds

Litter Program	Litter Pounds	Illegal Dump Pounds	Recycle Pounds	Total Pounds
EYC	19	1,455	56	1,530
CLCP	25,495	9,000	2,020	36,515
DOC	0	0	0	0
DNR	0	0	0	0
Total	25,514	10,455	2,076	38,045



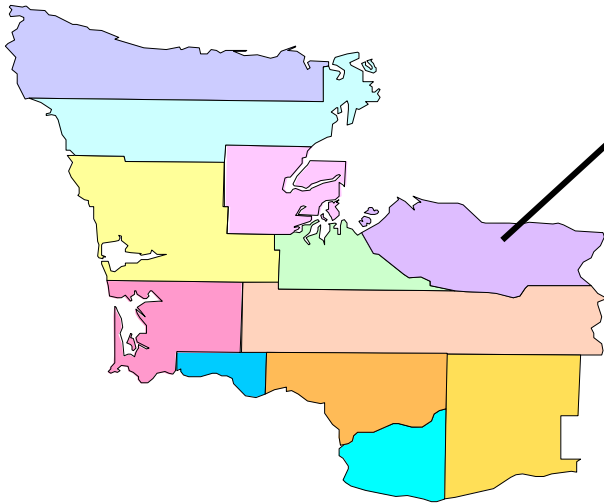
Pacific County					% of State Total	Rank in State
Population				20,920	0.31	29
Roads	Interstate	State	County	Total		
Centerline Miles	0	164	347	511	1.09	34
Miles Driven (in thousands)	0	445,077	80,110	525,187	0.48	31
Area (square miles)				933	1.40	30

Year 2012 Litter Program Activity

Litter Program	Hours	Pounds	Miles	Acres	# Dumps
EYC	0	0	0	0	0
CLCP	2,053	28,868	268	39	61
DOC	0	0	0	0	0
DNR	90	1,340	0	3	2
Total	2,143	30,208	268	42	63

Detail on Total Pounds

Litter Program	Litter Pounds	Illegal Dump Pounds	Recycle Pounds	Total Pounds
EYC	0	0	0	0
CLCP	10,891	15,256	2,721	28,868
DOC	0	0	0	0
DNR	0	1,340	0	1,340
Total	10,891	16,596	2,721	30,208



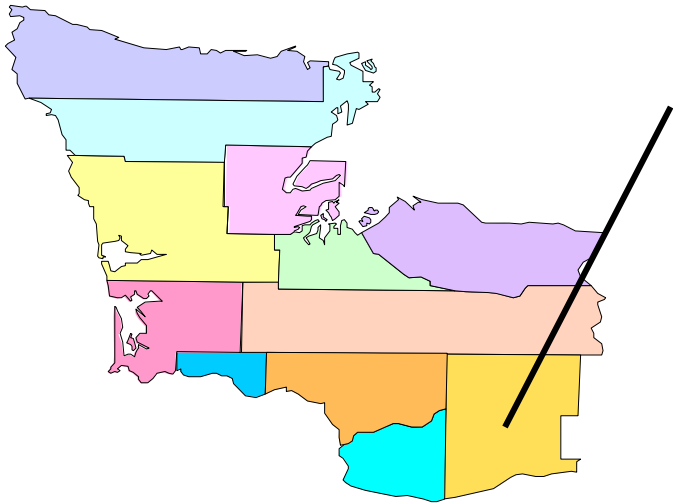
Pierce County					% of State Total	Rank in State
Population				795,225	11.83	2
Roads	Interstate	State	County	Total		
Centerline Miles	26	267	1,538	1,831	3.91	10
Miles Driven (in thousands)	3,547,816	4,922,634	3,337,229	11,807,679	10.88	2
Area (square miles)				1,679	2.52	23

Year 2012 Litter Program Activity

Litter Program	Hours	Pounds	Miles	Acres	# Dumps
EYC	7,530	115,890	384	59	20
CLCP	1,669	29,944	645	0	0
DOC	3,100	48,944	164	0	0
DNR	0	0	0	0	0
Total	12,299	194,778	1,193	59	20

Detail on Total Pounds

Litter Program	Litter Pounds	Illegal Dump Pounds	Recycle Pounds	Total Pounds
EYC	94,595	13,140	8,155	115,890
CLCP	11,988	17,956	0	29,944
DOC	48,944	0	0	48,944
DNR	0	0	0	0
Total	155,527	31,096	8,155	194,778



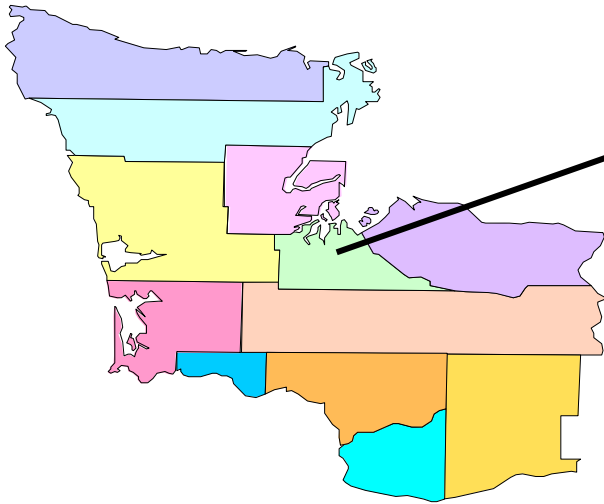
Skamania County					% of State Total	Rank in State
Population				11,066	0.16	34
Roads	Interstate	State	County	Total		
Centerline Miles	0	42	248	289	0.62	37
Miles Driven (in thousands)	0	166,635	55,472	222,107	0.2	35
Area (square miles)				1,656	2.49	24

Year 2012 Litter Program Activity

Litter Program	Hours	Pounds	Miles	Acres	# Dumps
EYC	0	0	0	0	0
CLCP	1,122	50,365	180	16	115
DOC	0	0	0	0	0
DNR	510	4,352	23	6	18
Total	1,632	54,717	203	22	133

Detail on Total Pounds

Litter Program	Litter Pounds	Illegal Dump Pounds	Recycle Pounds	Total Pounds
EYC	0	0	0	0
CLCP	24,795	25,570	0	50,365
DOC	0	0	0	0
DNR	2,052	1,650	650	4,352
Total	26,847	27,220	650	54,717



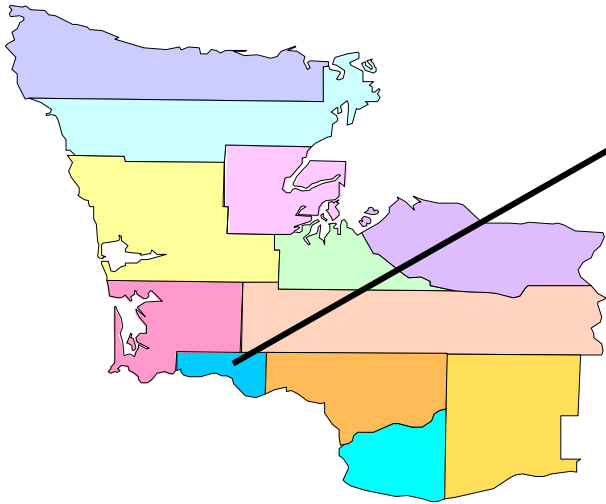
Thurston County					% of State Total	Rank in State
Population				252,264	3.75	6
Roads	Interstate	State	County	Total		
Centerline Miles	29	74	1,024	1,128	2.41	18
Miles Driven (in thousands)	2,299,849	1,008,862	1,647,643	4,956,354	4.57	6
Area (square miles)				727	1.09	32

Year 2012 Litter Program Activity

Litter Program	Hours	Pounds	Miles	Acres	# Dumps
EYC	2,108	34,125	110	20	6
CLCP	1,543	41,928	126	6	62
DOC	0	0	0	0	0
DNR	6,123	43,079	1,248	107	195
Total	9,774	119,132	1,484	133	263

Detail on Total Pounds

Litter Program	Litter Pounds	Illegal Dump Pounds	Recycle Pounds	Total Pounds
EYC	24,901	6,705	2,519	34,125
CLCP	21,721	18,207	2,000	41,928
DOC	0	0	0	0
DNR	13,465	29,415	199	43,079
Total	60,087	54,327	4,718	119,132



Wahkiakum County					% of State Total	Rank in State
Population				3,978	0.06	38
Roads	Interstate	State	County	Total		
Centerline Miles	0	41	144	184	0.39	39
Miles Driven (in thousands)	0	82,460	35,266	117,726	0.11	38
Area (square miles)				264	0.40	37

Year 2012 Litter Program Activity

Litter Program	Hours	Pounds	Miles	Acres	# Dumps
EYC	0	0	0	0	0
CLCP	0	0	0	0	0
DOC	0	0	0	0	0
DNR	0	0	0	0	0
Total	0	0	0	0	0

Detail on Total Pounds

Litter Program	Litter Pounds	Illegal Dump Pounds	Recycle Pounds	Total Pounds
EYC	0	0	0	0
CLCP	0	0	0	0
DOC	0	0	0	0
DNR	0	0	0	0
Total	0	0	0	0