

# **LITTER ACTIVITY 2013**

## **in Eastern Washington**

**(Adams, Asotin, Columbia, Ferry, Franklin, Grant,  
Garfield, Lincoln, Pend Oreille, Spokane,  
Stevens, Walla Walla, and Whitman Counties)**

**The combined litter efforts of the Community Litter Cleanup Program, Ecology Youth Corps, Department of Natural Resources and Department of Corrections:**

- 37,186 hours worked**
- 552,643 pounds of material collected**
- 5,612 miles cleaned**
- 187 acres cleaned**
- 199 illegal dump sites**

# Notes About the Information Contained in This Presentation

- **Population** data from OFM - 2013 Population Estimates
- **Centerline miles** and **miles driven** data from WSDOT - 2011 Highway Performance Monitoring System
- **Area** (in square miles) data from National Association of Counties
- Litter activity data reflects what was reported to Department of Ecology
- **Hours** represents crews supervisor and crew hours
- **Pounds** represents both litter and illegally dumped materials picked up (if reported in bags or cubic yards, the figures were converted to pounds using a standard formula)
- **Miles** represents the number of shoulder miles cleaned
- **Acres** represents the number of acres cleaned
- **Illegal Dumps** represents the number of illegal dump sites cleaned up

# Calendar Year 2013

## Ferry

Hours = 2,178  
Pounds = 20,640  
Miles = 311  
Acres = 0  
Illegal Dumps = 0

## Stevens

Hours = 3,724  
Pounds = 51,105  
Miles = 996  
Acres = 13  
Illegal Dumps = 34

## Pend Oreille

Hours = 207  
Pounds = 6,033  
Miles = 52  
Acres = 0  
Illegal Dumps = 12

## Lincoln

Hours = 2,895  
Pounds = 26,400  
Miles = 283  
Acres = 40  
Illegal Dumps = 0

## Grant

Hours = 5,662  
Pounds = 93,115  
Miles = 660  
Acres = 89  
Illegal Dumps = 23

## Spokane

Hours = 11,591  
Pounds = 200,508  
Miles = 464  
Acres = 25  
Illegal Dumps = 3

## Whitman

Hours = 797  
Pounds = 26,555  
Miles = 107  
Acres = 3  
Illegal Dumps = 14

## Adams

Hours = 3,533  
Pounds = 39,089  
Miles = 367  
Acres = 0  
Illegal Dumps = 0

## Garfield

Hours = 813  
Pounds = 9,775  
Miles = 460  
Acres = 1  
Illegal Dumps = 1

## Franklin

Hours = 2,521  
Pounds = 44,671  
Miles = 185  
Acres = 14  
Illegal Dumps = 104

## Walla Walla

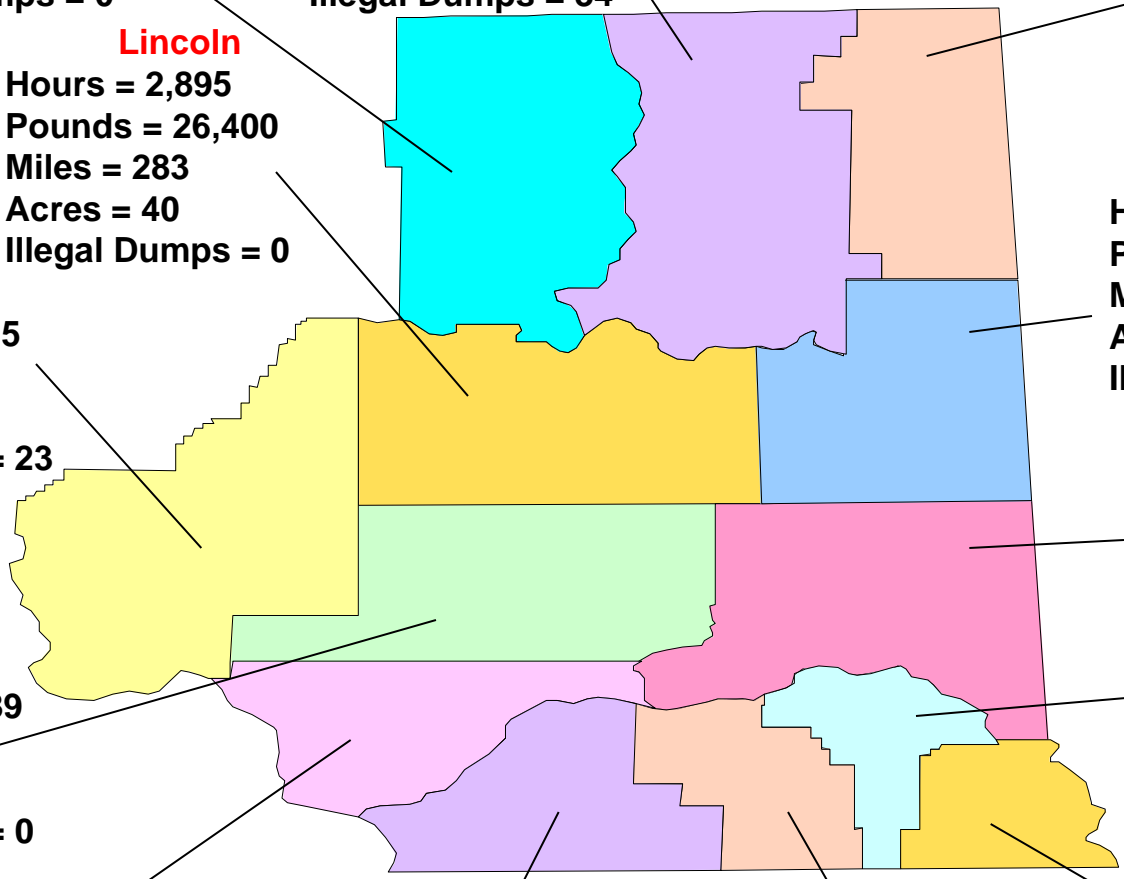
Hours = 1,155  
Pounds = 15,262  
Miles = 255  
Acres = 1  
Illegal Dumps = 5

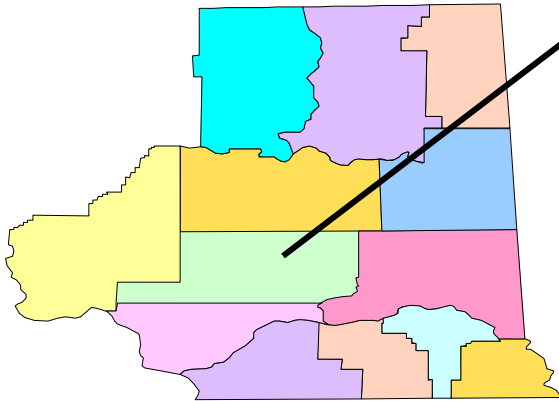
## Columbia

Hours = 684  
Pounds = 14,120  
Miles = 395  
Acres = 1  
Illegal Dumps = 2

## Asotin

Hours = 1,426  
Pounds = 5,370  
Miles = 1,077  
Acres = 1  
Illegal Dumps 1





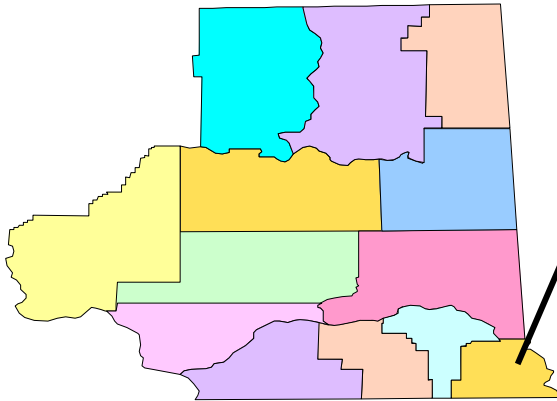
<b>Adams County</b>		<b>% of State Total</b>	<b>Rank in State</b>
<b>Population</b>	19,200	0.28	31
<b>Centerline Miles</b>	2,559	3.06	10
<b>Miles Driven (in thousands)</b>	490,149	0.86	20
<b>Area (square miles)</b>	1,925	2.89	14

## Year 2013 Litter Program Activity

<b>Litter Program</b>	<b>Hours</b>	<b>Pounds</b>	<b>Miles</b>	<b>Acres</b>	<b># Dumps</b>
<b>EYC</b>	3,328	38,049	350	0	0
<b>CLCP</b>	205	1,040	17	0	0
<b>DOC</b>	0	0	0	0	0
<b>DNR</b>	0	0	0	0	0
<b>Total</b>	<b>3,533</b>	<b>39,089</b>	<b>367</b>	<b>0</b>	<b>0</b>

## Detail on Total Pounds

<b>Litter Program</b>	<b>Litter Pounds</b>	<b>Illegal Dump Pounds</b>	<b>Recycle Pounds</b>	<b>Total Pounds</b>
<b>EYC</b>	31,889	0	6,160	38,049
<b>CLCP</b>	1,040	0	0	1,040
<b>DOC</b>	0	0	0	0
<b>DNR</b>	0	0	0	0
<b>Total</b>	<b>32,929</b>	<b>0</b>	<b>6,160</b>	<b>39,089</b>



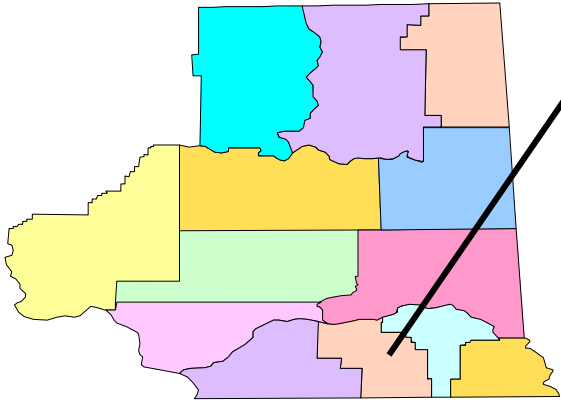
<b>Asotin County</b>		<b>% of State Total</b>	<b>Rank in State</b>
<b>Population</b>	21,800	0.28	31
<b>Centerline Miles</b>	614	0.73	36
<b>Miles Driven (in thousands)</b>	94,116	0.17	34
<b>Area (square miles)</b>	635	0.95	34

## Year 2013 Litter Program Activity

Litter Program	Hours	Pounds	Miles	Acres	# Dumps
EYC	228	2,190	33	0	0
CLCP	1,198	3,180	1,044	1	1
DOC	0	0	0	0	0
DNR	0	0	0	0	0
<b>Total</b>	<b>1,426</b>	<b>5,370</b>	<b>1,077</b>	<b>1</b>	<b>1</b>

## Detail on Total Pounds

Litter Program	Litter Pounds	Illegal Dump Pounds	Recycle Pounds	Total Pounds
EYC	1,623	0	567	2,190
CLCP	2,040	40	1,100	3,180
DOC	0	0	0	0
DNR	0	0	0	0
<b>Total</b>	<b>3,663</b>	<b>40</b>	<b>1,667</b>	<b>5,370</b>



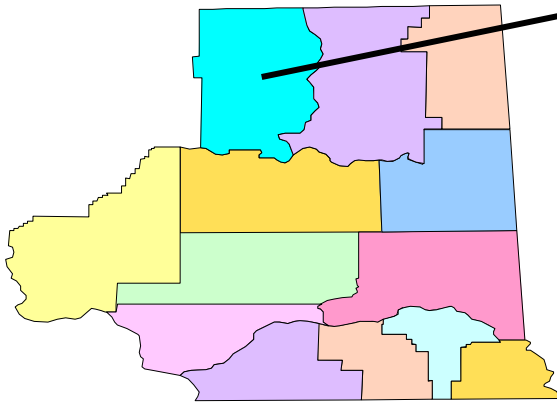
<b>Columbia County</b>		<b>% of State Total</b>	<b>Rank in State</b>
<b>Population</b>	4,100	0.06	37
<b>Centerline Miles</b>	845	1.01	33
<b>Miles Driven (in thousands)</b>	53,584	0.09	37
<b>Area (square miles)</b>	869	1.31	31

## Year 2013 Litter Program Activity

Litter Program	Hours	Pounds	Miles	Acres	# Dumps
EYC	91	1,800	13	0	0
CLCP	593	12,320	382	1	2
DOC	0	0	0	0	0
DNR	0	0	0	0	0
<b>Total</b>	<b>684</b>	<b>14,120</b>	<b>395</b>	<b>1</b>	<b>2</b>

## Detail on Total Pounds

Litter Program	Litter Pounds	Illegal Dump Pounds	Recycle Pounds	Total Pounds
EYC	1,261	0	539	1,800
CLCP	8,750	1,970	1,600	12,320
DOC	0	0	0	0
DNR	0	0	0	0
<b>Total</b>	<b>10,011</b>	<b>1,970</b>	<b>2,139</b>	<b>14,120</b>



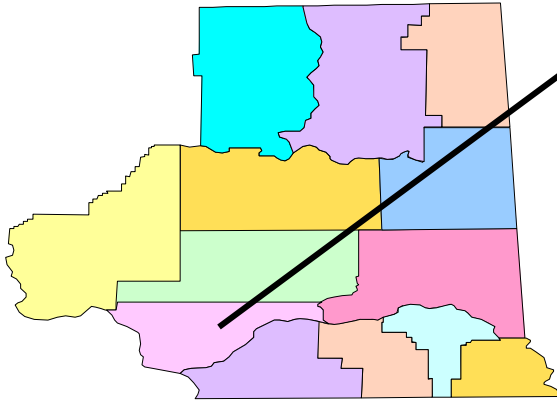
<b>Ferry County</b>		<b>% of State Total</b>	<b>Rank in State</b>
<b>Population</b>	7,650	0.11	36
<b>Centerline Miles</b>	1,802	2.15	18
<b>Miles Driven (in thousands)</b>	89,983	0.16	35
<b>Area (square miles)</b>	2,204	3.31	9

## Year 2013 Litter Program Activity

<b>Litter Program</b>	<b>Hours</b>	<b>Pounds</b>	<b>Miles</b>	<b>Acres</b>	<b># Dumps</b>
<b>EYC</b>	2,178	20,640	311	0	0
<b>CLCP</b>	0	0	0	0	0
<b>DOC</b>	0	0	0	0	0
<b>DNR</b>	0	0	0	0	0
<b>Total</b>	<b>2,178</b>	<b>20,640</b>	<b>311</b>	<b>0</b>	<b>0</b>

## Detail on Total Pounds

<b>Litter Program</b>	<b>Litter Pounds</b>	<b>Illegal Dump Pounds</b>	<b>Recycle Pounds</b>	<b>Total Pounds</b>
<b>EYC</b>	14,917	0	5,723	20,640
<b>CLCP</b>	0	0	0	0
<b>DOC</b>	0	0	0	0
<b>DNR</b>	0	0	0	0
<b>Total</b>	<b>14,917</b>	<b>0</b>	<b>5,723</b>	<b>20,640</b>



<b>Franklin County</b>		<b>% of State Total</b>	<b>Rank in State</b>
<b>Population</b>	84,800	1.23	14
<b>Centerline Miles</b>	1,789	2.14	20
<b>Miles Driven (in thousands)</b>	666,251	1.17	17
<b>Area (square miles)</b>	1,242	1.87	27

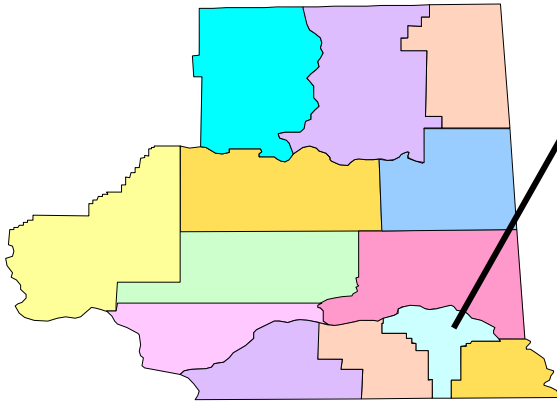
## Year 2013 Litter Program Activity

Litter Program	Hours	Pounds	Miles	Acres	# Dumps
EYC	1,359	16,826	139	1	0
CLCP	1,162	27,845	46	13	104
DOC	0	0	0	0	0
DNR	0	0	0	0	0
<b>Total</b>	<b>2,521</b>	<b>44,671</b>	<b>185</b>	<b>14</b>	<b>104</b>

## Detail on Total Pounds

Litter Program	Litter Pounds	Illegal Dump Pounds	Recycle Pounds	Total Pounds
EYC	13,816	0	3,010	16,826
CLCP	7,440	18,620	1,785	27,845
DOC	0	0	0	0
DNR	0	0	0	0
<b>Total</b>	<b>21,256</b>	<b>18,620</b>	<b>4,795</b>	<b>44,671</b>





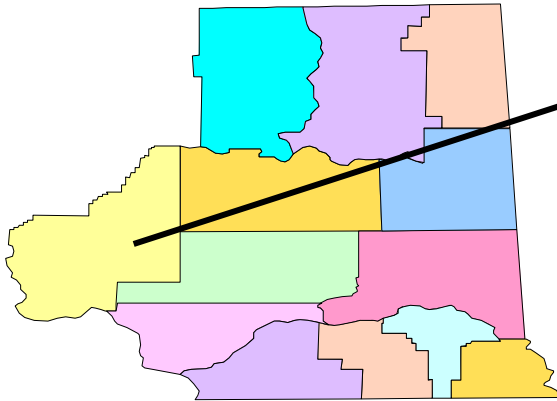
<b>Garfield County</b>		<b>% of State Total</b>	<b>Rank in State</b>
<b>Population</b>	2,250	0.03	39
<b>Centerline Miles</b>	560	0.67	37
<b>Miles Driven (in thousands)</b>	55,775	0.10	36
<b>Area (square miles)</b>	711	1.07	33

## Year 2013 Litter Program Activity

Litter Program	Hours	Pounds	Miles	Acres	# Dumps
EYC	304	3,675	39	1	1
CLCP	509	6,100	421	0	0
DOC	0	0	0	0	0
DNR	0	0	0	0	0
<b>Total</b>	<b>813</b>	<b>9,775</b>	<b>460</b>	<b>1</b>	<b>1</b>

## Detail on Total Pounds

Litter Program	Litter Pounds	Illegal Dump Pounds	Recycle Pounds	Total Pounds
EYC	2,632	330	713	3,675
CLCP	2,110	0	3,990	6,100
DOC	0	0	0	0
DNR	0	0	0	0
<b>Total</b>	<b>4,742</b>	<b>330</b>	<b>4,703</b>	<b>9,775</b>



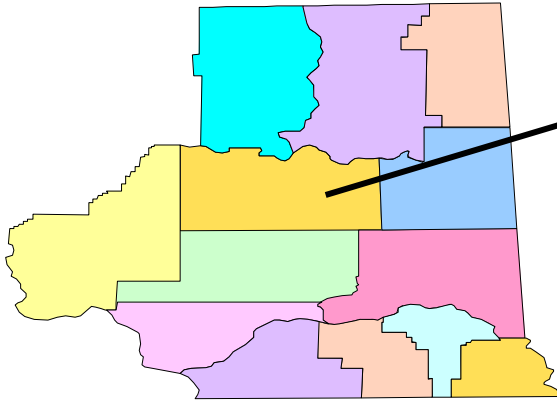
<b>Grant County</b>		<b>% of State Total</b>	<b>Rank in State</b>
<b>Population</b>	91,800	1.33	13
<b>Centerline Miles</b>	3,654	4.36	6
<b>Miles Driven (in thousands)</b>	976,647	1.71	15
<b>Area (square miles)</b>	2,681	4.03	4

## Year 2013 Litter Program Activity

Litter Program	Hours	Pounds	Miles	Acres	# Dumps
<b>EYC</b>	3,146	49,365	342	40	1
<b>CLCP</b>	2,516	43,750	318	49	22
<b>DOC</b>	0	0	0	0	0
<b>DNR</b>	0	0	0	0	0
<b>Total</b>	<b>5,662</b>	<b>93,115</b>	<b>660</b>	<b>89</b>	<b>23</b>

## Detail on Total Pounds

Litter Program	Litter Pounds	Illegal Dump Pounds	Recycle Pounds	Total Pounds
<b>EYC</b>	42,563	115	6,687	49,365
<b>CLCP</b>	25,440	18,310	0	43,750
<b>DOC</b>	0	0	0	0
<b>DNR</b>	0	0	0	0
<b>Total</b>	<b>68,003</b>	<b>18,425</b>	<b>6,687</b>	<b>93,115</b>



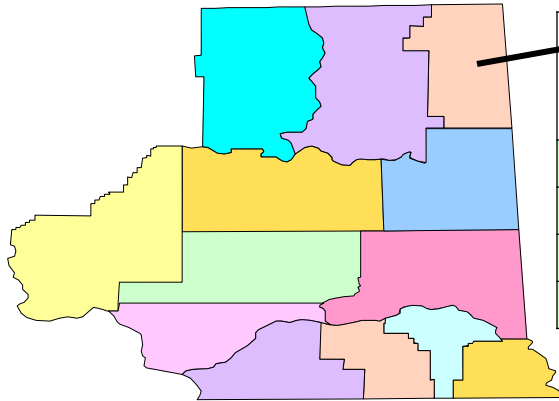
<b>Lincoln County</b>		<b>% of State Total</b>	<b>Rank in State</b>
<b>Population</b>	10,675	0.16	35
<b>Centerline Miles</b>	2,486	2.97	11
<b>Miles Driven (in thousands)</b>	267,667	0.47	29
<b>Area (square miles)</b>	2,311	3.47	7

## Year 2013 Litter Program Activity

Litter Program	Hours	Pounds	Miles	Acres	# Dumps
EYC	1,626	17,355	238	0	0
CLCP	1,269	9,045	45	40	0
DOC	0	0	0	0	0
DNR	0	0	0	0	0
<b>Total</b>	<b>2,895</b>	<b>26,400</b>	<b>283</b>	<b>40</b>	<b>0</b>

## Detail on Total Pounds

Litter Program	Litter Pounds	Illegal Dump Pounds	Recycle Pounds	Total Pounds
EYC	13,534	0	3,821	17,355
CLCP	8,985	0	60	9,045
DOC	0	0	0	0
DNR	0	0	0	0
<b>Total</b>	<b>22,519</b>	<b>0</b>	<b>3,881</b>	<b>26,400</b>



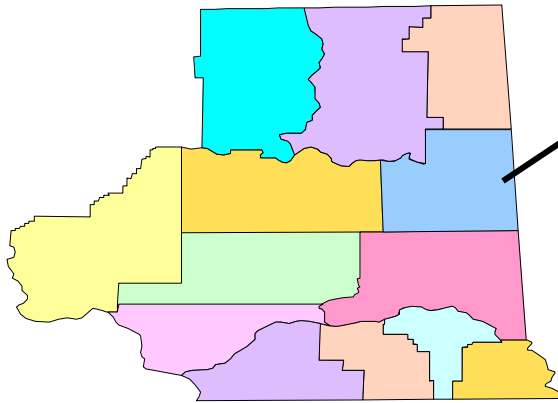
<b>Pend Oreille County</b>		<b>% of State Total</b>	<b>Rank in State</b>
<b>Population</b>	13,150	0.19	33
<b>Centerline Miles</b>	1,555	1.86	25
<b>Miles Driven (in thousands)</b>	111,897	0.20	33
<b>Area (square miles)</b>	1,400	2.10	25

## Year 2013 Litter Program Activity

<b>Litter Program</b>	<b>Hours</b>	<b>Pounds</b>	<b>Miles</b>	<b>Acres</b>	<b># Dumps</b>
<b>EYC</b>	46	510	6	0	0
<b>CLCP</b>	86	4,763	40	0	12
<b>DOC</b>	0	0	0	0	0
<b>DNR</b>	75	760	6	0	0
<b>Total</b>	<b>207</b>	<b>6,033</b>	<b>52</b>	<b>0</b>	<b>12</b>

## Detail on Total Pounds

<b>Litter Program</b>	<b>Litter Pounds</b>	<b>Illegal Dump Pounds</b>	<b>Recycle Pounds</b>	<b>Total Pounds</b>
<b>EYC</b>	405	0	105	510
<b>CLCP</b>	1,511	3,070	182	4,763
<b>DOC</b>	0	0	0	0
<b>DNR</b>	760	0	0	760
<b>Total</b>	<b>2,676</b>	<b>3,070</b>	<b>287</b>	<b>6,033</b>



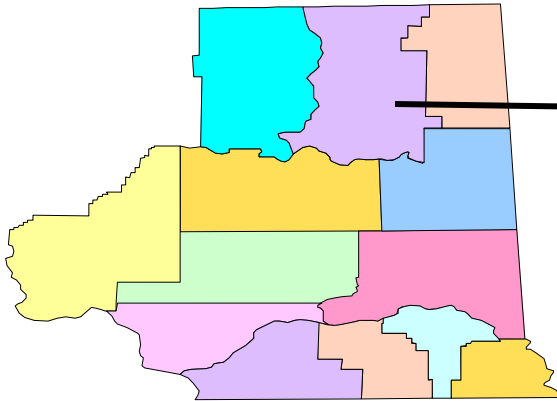
<b>Spokane County</b>		<b>% of State Total</b>	<b>Rank in State</b>
<b>Population</b>	480,000	6.97	4
<b>Centerline Miles</b>	4,752	5.67	2
<b>Miles Driven (in thousands)</b>	3,536,988	0.86	4
<b>Area (square miles)</b>	1,764	2.65	19

## Year 2013 Litter Program Activity

<b>Litter Program</b>	<b>Hours</b>	<b>Pounds</b>	<b>Miles</b>	<b>Acres</b>	<b># Dumps</b>
<b>EYC</b>	1,658	16,748	169	0	0
<b>CLCP</b>	1,858	34,480	241	5	0
<b>DOC</b>	7,675	108,690	54	1	0
<b>DNR</b>	400	40,590	0	19	3
<b>Total</b>	<b>11,591</b>	<b>200,508</b>	<b>464</b>	<b>25</b>	<b>3</b>

## Detail on Total Pounds

<b>Litter Program</b>	<b>Litter Pounds</b>	<b>Illegal Dump Pounds</b>	<b>Recycle Pounds</b>	<b>Total Pounds</b>
<b>EYC</b>	13,983	0	2,765	16,748
<b>CLCP</b>	34,480	0	0	34,480
<b>DOC</b>	108,690	0	0	108,690
<b>DNR</b>	2,090	18,280	20,220	40,590
<b>Total</b>	<b>159,243</b>	<b>18,280</b>	<b>22,985</b>	<b>200,508</b>



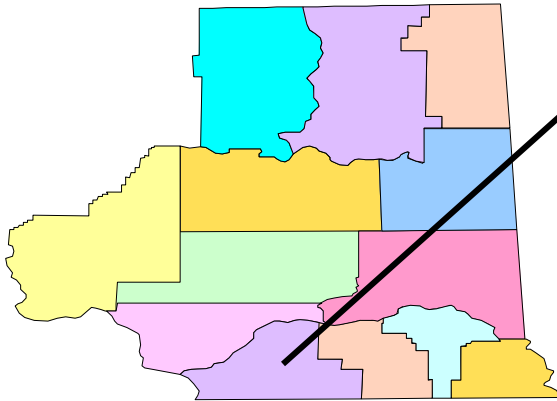
<b>Stevens County</b>		<b>% of State Total</b>	<b>Rank in State</b>
Population	43,800	0.64	23
Centerline Miles	2,329	2.78	14
Miles Driven (in thousands)	333,234	0.58	27
Area (square miles)	2,478	3.72	5

## Year 2013 Litter Program Activity

Litter Program	Hours	Pounds	Miles	Acres	# Dumps
EYC	1,574	15,345	172	1	1
CLCP	1,955	28,740	824	3	33
DOC	0	0	0	0	0
DNR	195	7,020	0	9	0
<b>Total</b>	<b>3,724</b>	<b>51,105</b>	<b>996</b>	<b>13</b>	<b>34</b>

## Detail on Total Pounds

Litter Program	Litter Pounds	Illegal Dump Pounds	Recycle Pounds	Total Pounds
EYC	10,739	675	3,931	15,345
CLCP	16,190	12,550	0	28,740
DOC	0	0	0	0
DNR	4,240	0	2,780	7,020
<b>Total</b>	<b>31,169</b>	<b>13,225</b>	<b>6,711</b>	<b>51,105</b>



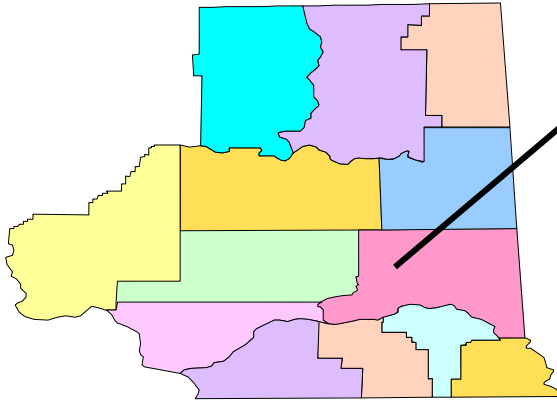
<b>Walla Walla County</b>		<b>% of State Total</b>	<b>Rank in State</b>
<b>Population</b>	59,500	0.86	21
<b>Centerline Miles</b>	1,337	1.6	28
<b>Miles Driven (in thousands)</b>	454,841	0.8	22
<b>Area (square miles)</b>	1,271	1.91	26

## Year 2013 Litter Program Activity

Litter Program	Hours	Pounds	Miles	Acres	# Dumps
EYC	670	9,840	78	0	0
CLCP	485	5,422	177	1	5
DOC	0	0	0	0	0
DNR	0	0	0	0	0
<b>Total</b>	<b>1,155</b>	<b>15,262</b>	<b>255</b>	<b>1</b>	<b>5</b>

## Detail on Total Pounds

Litter Program	Litter Pounds	Illegal Dump Pounds	Recycle Pounds	Total Pounds
EYC	7,564	0	2,276	9,840
CLCP	4,266	670	486	5,422
DOC	0	0	0	0
DNR	0	0	0	0
<b>Total</b>	<b>11,830</b>	<b>670</b>	<b>2,762</b>	<b>15,262</b>



<b>Whitman County</b>		<b>% of State Total</b>	<b>Rank in State</b>
<b>Population</b>	46,000	0.67	22
<b>Centerline Miles</b>	2,453	2.93	12
<b>Miles Driven (in thousands)</b>	371,484	0.65	25
<b>Area (square miles)</b>	2,159	3.24	10

## Year 2013 Litter Program Activity

Litter Program	Hours	Pounds	Miles	Acres	# Dumps
EYC	713	8,595	107	1	2
CLCP	84	17,960	0	2	12
DOC	0	0	0	0	0
DNR	0	0	0	0	0
<b>Total</b>	<b>797</b>	<b>26,555</b>	<b>107</b>	<b>3</b>	<b>14</b>

## Detail on Total Pounds

Litter Program	Litter Pounds	Illegal Dump Pounds	Recycle Pounds	Total Pounds
EYC	6,076	645	1,874	8,595
CLCP	0	8,360	9,600	17,960
DOC	0	0	0	0
DNR	0	0	0	0
<b>Total</b>	<b>6,076</b>	<b>9,005</b>	<b>11,474</b>	<b>26,555</b>