

LITTER ACTIVITY 2015

in Central Washington

**(Benton, Chelan, Douglas, Kittitas, Klickitat,
Okanogan, and Yakima Counties)**

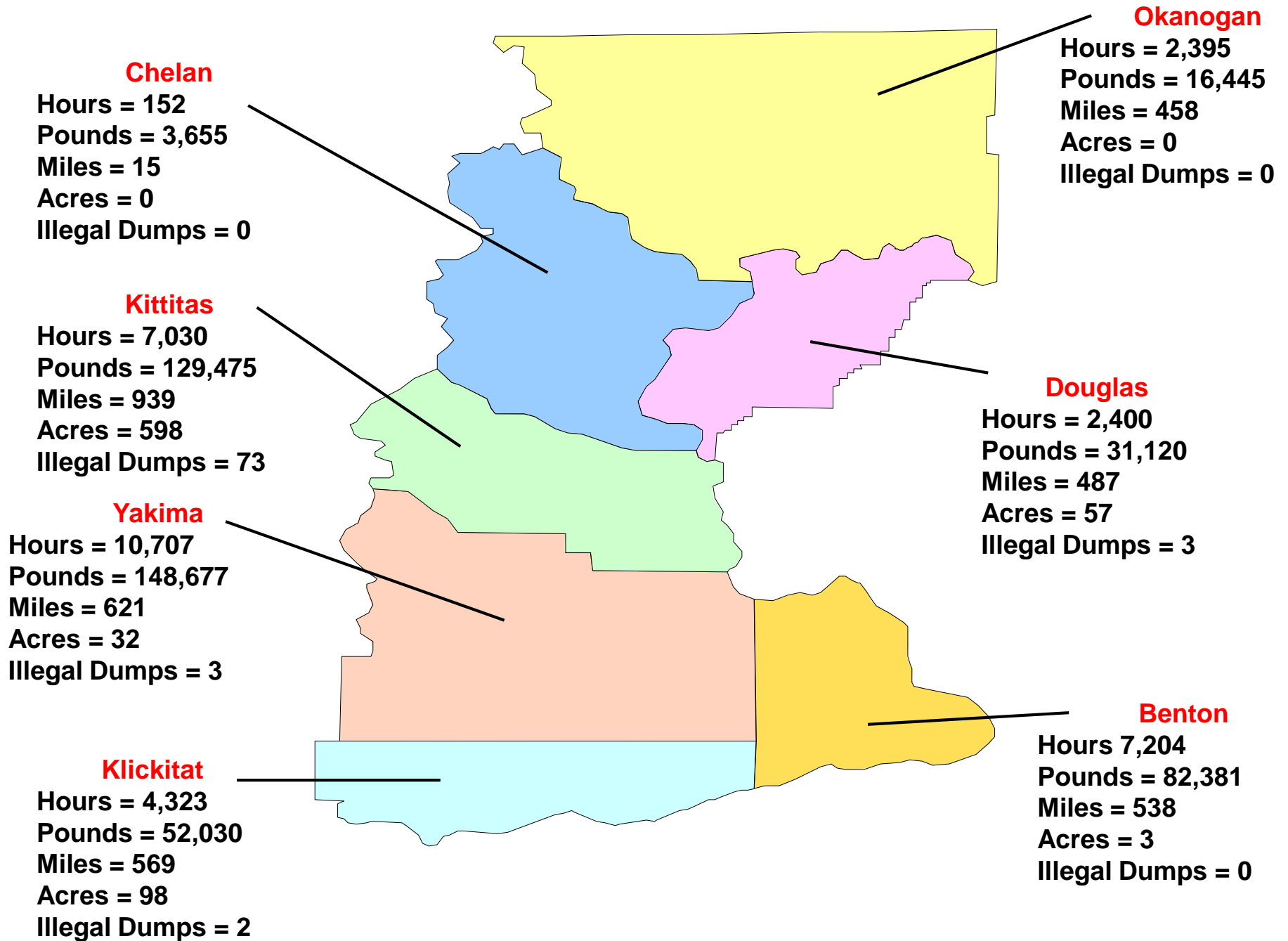
The combined litter efforts of the Community Litter Cleanup Program, Ecology Youth Corps, Department of Natural Resources and the Department of Corrections:

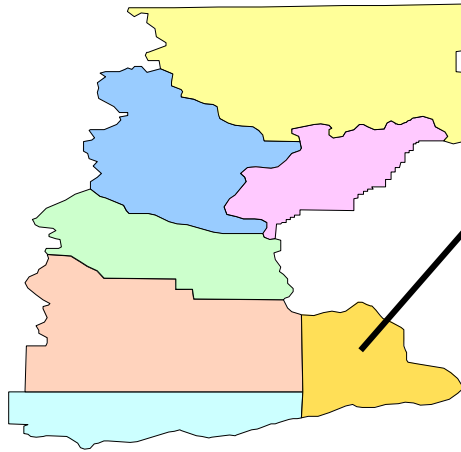
- **34,211 hours worked**
- **463,783 pounds of material collected**
- **3,627 miles cleaned**
- **788 acres cleaned**
- **81 Illegal dumps cleaned**

Notes About the Information Contained in This Presentation

- **Population** data from OFM - 2015 Population Estimates
- **Centerline miles** and **miles driven** data from WSDOT - 2014 Highway Performance Monitoring System
- **Area** (in square miles) data from National Association of Counties
- Litter activity data reflects what was reported to Department of Ecology
- **Hours** represents crews supervisor and crew hours
- **Pounds** represents both litter and illegally dumped materials picked up (if reported in bags or cubic yards, the figures were converted to pounds using a standard formula)
- **Miles** represents the number of shoulder miles cleaned
- **Acres** represents the number of acres cleaned
- **Illegal Dumps** represents the number of illegal dump sites cleaned up

Calendar Year 2015





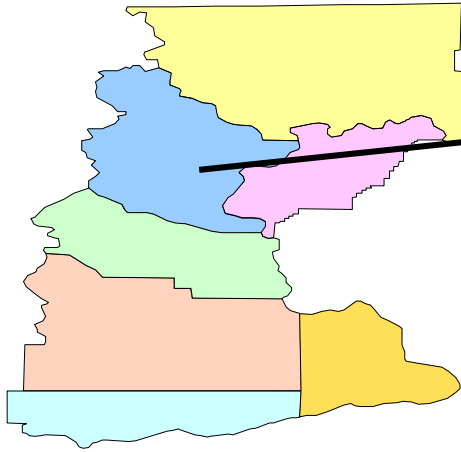
Benton County		% of State Total	Rank in State
Population	188,590	2.68	10
Road Miles	2,172	2.59	15
Miles Driven (in thousands)	1,456,207	2.56	10
Area (square miles)	1,703	2.56	22
	188,590	2.68	10

Year 2015 Litter Program Activity

Litter Program	Hours	Pounds	Miles	Acres	# Dumps
EYC	2,142	36,728	201	0	0
CLCP	2,947	10,050	214	0	0
DOC	2,115	35,603	123	3	0
DNR	0	0	0	0	0
Total	7,204	82,381	538	3	0

Detail on Total Pounds

Litter Program	Litter Pounds	Illegal Dump Pounds	Recycle Pounds	Total Pounds
EYC	34,271	0	2,457	36,728
CLCP	10,050	0	0	10,050
DOC	35,603	0	0	35,603
DNR	0	0	0	0
Total	79,924	0	2,457	82,381



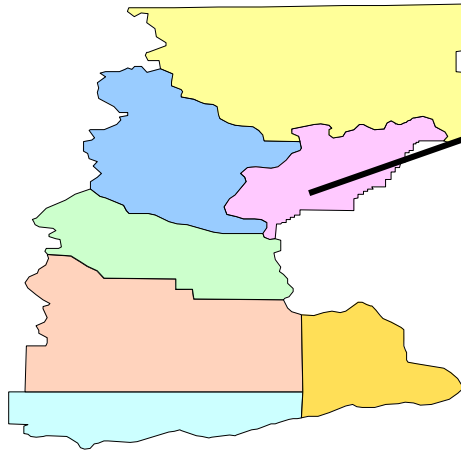
Chelan County		% of State Total	Rank in State
Population	75,030	1.07	17
Road Miles	2,356	1.76	13
Miles Driven (in thousands)	606,130	1.06	18
Area (square miles)	2,921	4.39	3

Year 2015 Litter Program Activity

Litter Program	Hours	Pounds	Miles	Acres	# Dumps
EYC	0	0	0	0	0
CLCP	0	0	0	0	0
DOC	152	3,655	15	0	0
DNR	0	0	0	0	0
Total	152	3,655	15	0	0

Detail on Total Pounds

Litter Program	Litter Pounds	Illegal Dump Pounds	Recycle Pounds	Total Pounds
EYC	0	0	0	0
CLCP	0	0	0	0
DOC	3,655	0	0	3,655
DNR	0	0	0	0
Total	3,655	0	0	3,655



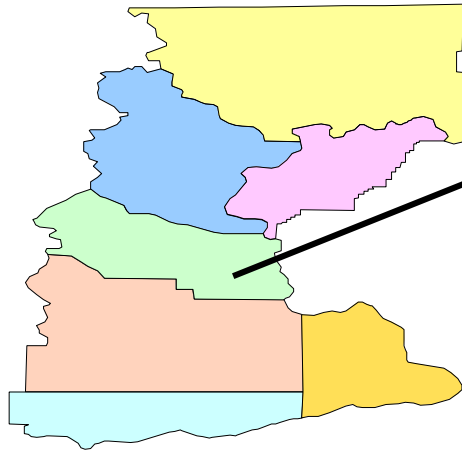
Douglas County		% of State Total	Rank in State
Population	39,990	0.57	26
Centerline Miles	3,104	3.71	9
Miles Driven (in thousands)	336,290	0.59	27
Area (square miles)	1,821	2.74	17

Year 2015 Litter Program Activity

Litter Program	Hours	Pounds	Miles	Acres	# Dumps
EYC	53	360	9	0	0
CLCP	1,739	20,635	435	57	3
DOC	608	10,125	43	0	0
DNR	0	0	0	0	0
Total	2,400	31,120	487	57	3

Detail on Total Pounds

Litter Program	Litter Pounds	Illegal Dump Pounds	Recycle Pounds	Total Pounds
EYC	299	0	61	360
CLCP	13,560	3,430	3,645	20,635
DOC	10,125	0	0	10,125
DNR	0	0	0	0
Total	23,984	3,430	3,706	31,120



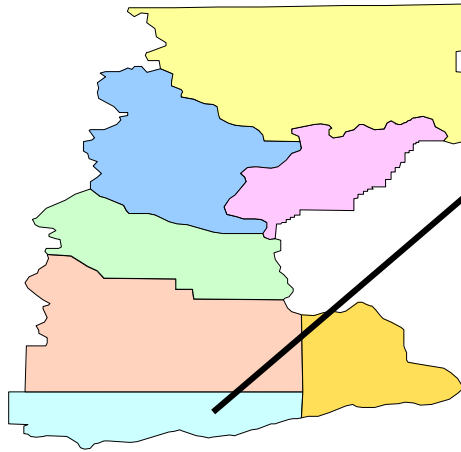
Kittitas County		% of State Total	Rank in State
Population	42,670	0.60	24
Centerline Miles	1,633	1.95	23
Miles Driven (in thousands)	1,104,453	1.94	13
Area (square miles)	2,297	3.45	8

Year 2015 Litter Program Activity

Litter Program	Hours	Pounds	Miles	Acres	# Dumps
EYC	1,737	23,415	145	0	0
CLCP	1,611	13,570	161	571	14
DOC	3,682	92,490	633	27	59
DNR	0	0	0	0	0
Total	7,030	129,475	939	598	73

Detail on Total Pounds

Litter Program	Litter Pounds	Illegal Dump Pounds	Recycle Pounds	Total Pounds
EYC	21,423	0	1,992	23,415
CLCP	180	10,060	3,330	13,570
DOC	92,490	0	0	92,490
DNR	0	0	0	0
Total	114,093	10,060	5,322	129,475



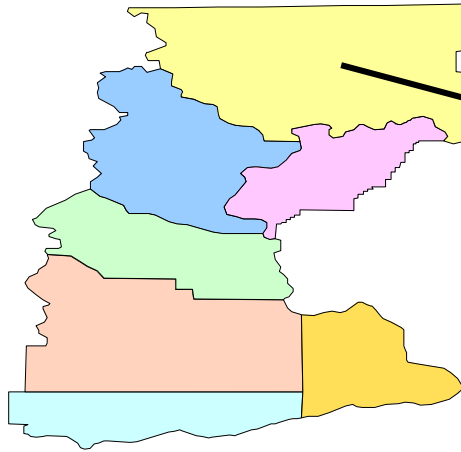
Klickitat County		% of State Total	Rank in State
Population	21,000	0.30	30
Centerline Miles	1,483	1.77	26
Miles Driven (in thousands)	224,100	0.39	30
Area (square miles)	1,872	2.81	16

Year 2015 Litter Program Activity

Litter Program	Hours	Pounds	Miles	Acres	# Dumps
EYC	1,439	17,460	133	0	0
CLCP	2,884	34,570	436	98	2
DOC	0	0	0	0	0
DNR	0	0	0	0	0
Total	4,323	52,030	569	98	2

Detail on Total Pounds

Litter Program	Litter Pounds	Illegal Dump Pounds	Recycle Pounds	Total Pounds
EYC	15,810	0	1,650	17,460
CLCP	32,479	1,302	789	34,570
DOC	0	0	0	0
DNR	0	0	0	0
Total	48,289	1,302	2,439	52,030



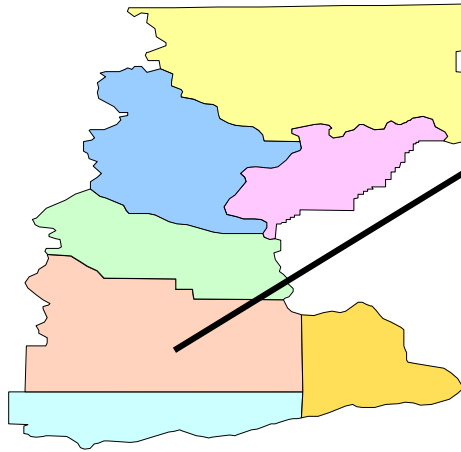
Okanogan County		% of State Total	Rank in State
Population	41,860	0.60	25
Centerline Miles	3,436	1.77	26
Miles Driven (in thousands)	439,335	0.77	23
Area (square miles)	5,268	7.92	1

Year 2015 Litter Program Activity

Litter Program	Hours	Pounds	Miles	Acres	# Dumps
EYC	0	0	0	0	0
CLCP	2,395	16,445	458	0	0
DOC	0	0	0	0	0
DNR	0	0	0	0	0
Total	2,395	16,445	458	0	0

Detail on Total Pounds

Litter Program	Litter Pounds	Illegal Dump Pounds	Recycle Pounds	Total Pounds
EYC	0	0	0	0
CLCP	16,180	0	265	16,445
DOC	0	0	0	0
DNR	0	0	0	0
Total	16,180	0	265	16,445



Yakima County		% of State Total	Rank in State
Population	249,970	3.59	8
Centerline Miles	4,678	5.59	4
Miles Driven (in thousands)	1,795,704	3.15	7
Area (square miles)	4,296	6.46	2

Year 2015 Litter Program Activity

Litter Program	Hours	Pounds	Miles	Acres	# Dumps
EYC	7,491	102,267	465	18	3
CLCP	0	0	0	0	0
DOC	3,216	46,410	156	14	0
DNR	0	0	0	0	0
Total	10,707	148,677	621	32	3

Detail on Total Pounds

Litter Program	Litter Pounds	Illegal Dump Pounds	Recycle Pounds	Total Pounds
EYC	90,278	3,397	8,592	102,267
CLCP	0	0	0	0
DOC	46,410	0	0	46,410
DNR	0	0	0	0
Total	136,688	3,397	8,592	148,677