

# **LITTER ACTIVITY 2015**

## **in Eastern Washington**

**(Adams, Asotin, Columbia, Ferry, Franklin, Grant,  
Garfield, Lincoln, Pend Oreille, Spokane,  
Stevens, Walla Walla, and Whitman Counties)**

**The combined litter efforts of the Community Litter Cleanup Program, Ecology Youth Corps, Department of Natural Resources and Department of Corrections:**

- 31,938 hours worked**
- 658,451 pounds of material collected**
- 5,270 miles cleaned**
- 302 acres cleaned**
- 192 illegal dump sites**

# Notes About the Information Contained in This Presentation

- **Population** data from OFM - 2015 Population Estimates
- **Centerline miles** and **miles driven** data from WSDOT - 2015 Highway Performance Monitoring System
- **Area** (in square miles) data from National Association of Counties
- Litter activity data reflects what was reported to Department of Ecology
- **Hours** represents crews supervisor and crew hours
- **Pounds** represents both litter and illegally dumped materials picked up (if reported in bags or cubic yards, the figures were converted to pounds using a standard formula)
- **Miles** represents the number of shoulder miles cleaned
- **Acres** represents the number of acres cleaned
- **Illegal Dumps** represents the number of illegal dump sites cleaned up

# Calendar Year 2015

## Ferry

Hours = 1,071  
Pounds = 9,893  
Miles = 170  
Acres = 0  
Illegal Dumps = 0

## Stevens

Hours = 5,094  
Pounds = 54,453  
Miles = 1,059  
Acres = 20  
Illegal Dumps = 24

## Pend Oreille

Hours = 219  
Pounds = 23,659  
Miles = 85  
Acres = 3  
Illegal Dumps = 25

## Lincoln

Hours = 1,029  
Pounds = 12,143  
Miles = 90  
Acres = 43  
Illegal Dumps = 0

## Grant

Hours = 3,584  
Pounds = 49,496  
Miles = 315  
Acres = 44  
Illegal Dumps = 4

## Spokane

Hours = 10,818  
Pounds = 172,378  
Miles = 904  
Acres = 13  
Illegal Dumps = 4

## Whitman

Hours = 1,035  
Pounds = 113,798  
Miles = 109  
Acres = 4  
Illegal Dumps = 4

## Adams

Hours = 3,733  
Pounds = 42,580  
Miles = 438  
Acres = 2  
Illegal Dumps = 13

## Garfield

Hours = 1,002  
Pounds = 9,475  
Miles = 503  
Acres = 8  
Illegal Dumps = 0

## Franklin

Hours = 4,956  
Pounds = 88,963  
Miles = 291  
Acres = 13  
Illegal Dumps = 117

## Walla Walla

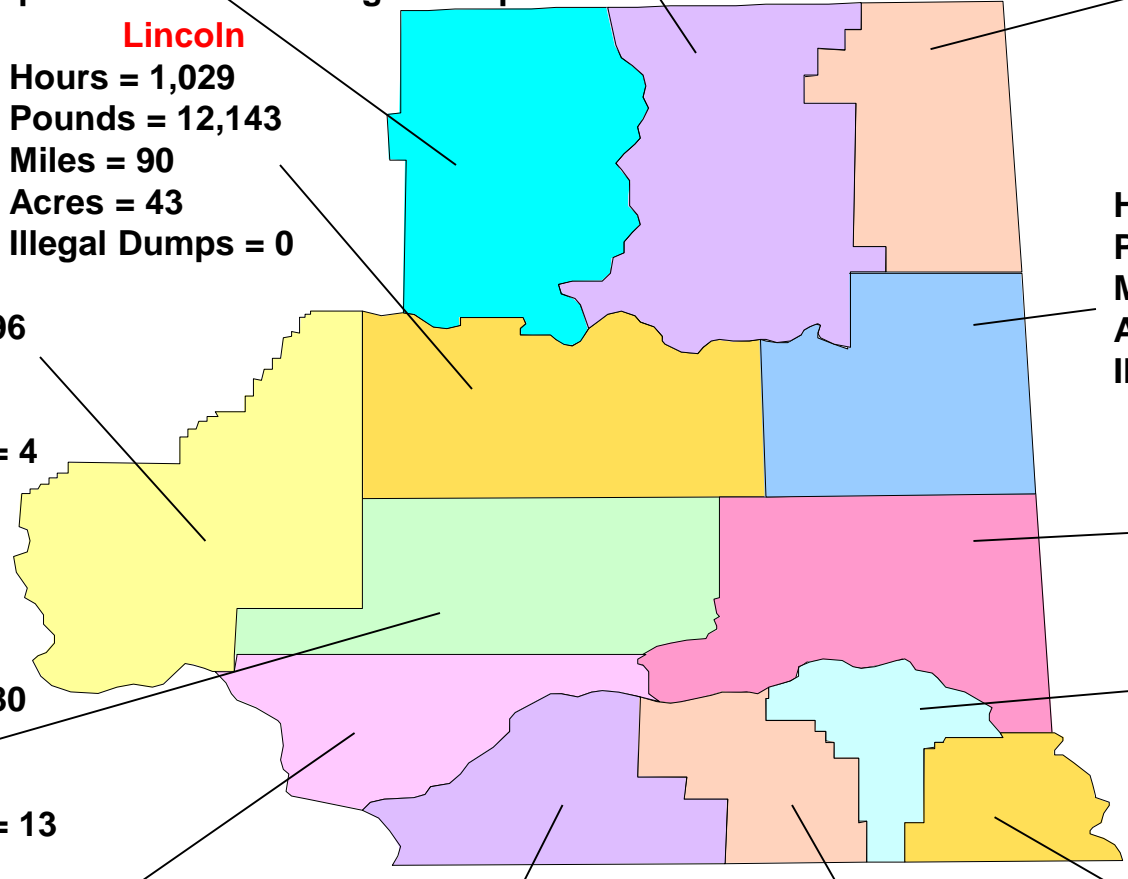
Hours = 1,270  
Pounds = 12,995  
Miles = 343  
Acres = 1  
Illegal Dumps = 4

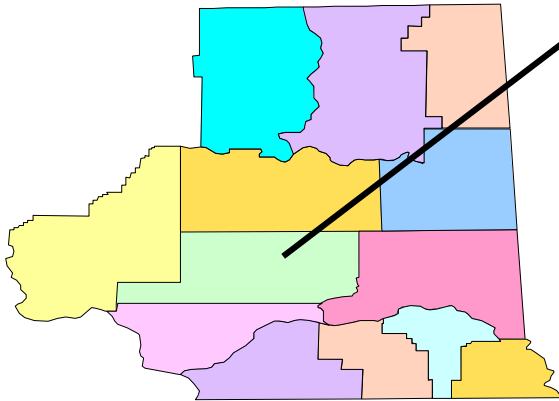
## Columbia

Hours = 390  
Pounds = 6,623  
Miles = 814  
Acres = 0  
Illegal Dumps = 0

## Asotin

Hours = 802  
Pounds = 12,785  
Miles = 158  
Acres = 8  
Illegal Dumps = 0





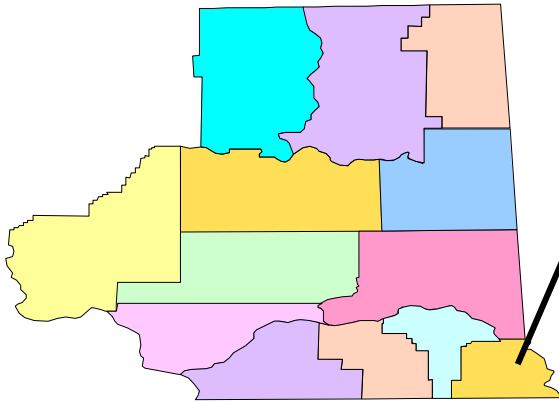
<b>Adams County</b>		<b>% of State Total</b>	<b>Rank in State</b>
Population	19,410	0.27	31
Centerline Miles	2,559	3.06	10
Miles Driven (in thousands)	490,149	0.86	20
Area (square miles)	1,925	2.89	14

## Year 2015 Litter Program Activity

<b>Litter Program</b>	<b>Hours</b>	<b>Pounds</b>	<b>Miles</b>	<b>Acres</b>	<b># Dumps</b>
<b>EYC</b>	3,386	35,034	315	0	0
<b>CLCP</b>	347	7,546	123	2	13
<b>DOC</b>	0	0	0	0	0
<b>DNR</b>	0	0	0	0	0
<b>Total</b>	<b>3,733</b>	<b>42,580</b>	<b>438</b>	<b>2</b>	<b>13</b>

## Detail on Total Pounds

<b>Litter Program</b>	<b>Litter Pounds</b>	<b>Illegal Dump Pounds</b>	<b>Recycle Pounds</b>	<b>Total Pounds</b>
<b>EYC</b>	28,922	0	6,112	35,034
<b>CLCP</b>	5,526	2,020	0	7,546
<b>DOC</b>	0	0	0	0
<b>DNR</b>	0	0	0	0
<b>Total</b>	<b>34,448</b>	<b>2,020</b>	<b>6,112</b>	<b>42,580</b>



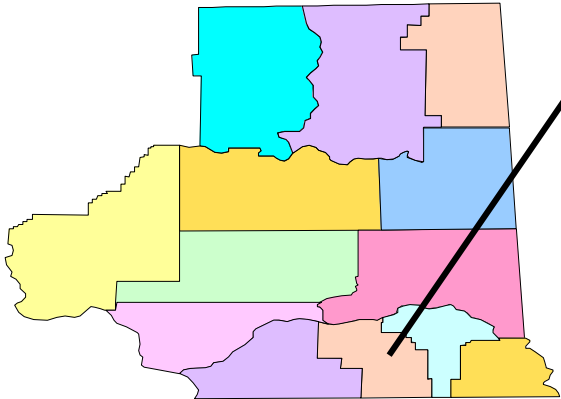
<b>Asotin County</b>		<b>% of State Total</b>	<b>Rank in State</b>
Population	22,010	0.31	28
Centerline Miles	614	0.73	36
Miles Driven (in thousands)	94,116	0.17	34
Area (square miles)	635	0.95	34

## Year 2015 Litter Program Activity

Litter Program	Hours	Pounds	Miles	Acres	# Dumps
<b>EYC</b>	322	3,795	42	8	0
<b>CLCP</b>	480	8,990	116	0	0
<b>DOC</b>	0	0	0	0	0
<b>DNR</b>	0	0	0	0	0
<b>Total</b>	<b>802</b>	<b>12,785</b>	<b>158</b>	<b>8</b>	<b>0</b>

## Detail on Total Pounds

Litter Program	Litter Pounds	Illegal Dump Pounds	Recycle Pounds	Total Pounds
<b>EYC</b>	3,214	0	581	3,795
<b>CLCP</b>	8,210	420	360	8,990
<b>DOC</b>	0	0	0	0
<b>DNR</b>	0	0	0	0
<b>Total</b>	<b>11,424</b>	<b>420</b>	<b>941</b>	<b>12,785</b>



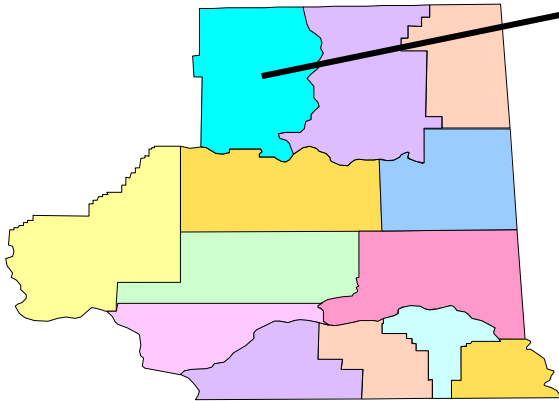
<b>Columbia County</b>		<b>% of State Total</b>	<b>Rank in State</b>
Population	4,090	0.06	37
Centerline Miles	845	1.01	33
Miles Driven (in thousands)	53,584	0.09	37
Area (square miles)	869	1.31	31

## Year 2015 Litter Program Activity

<b>Litter Program</b>	<b>Hours</b>	<b>Pounds</b>	<b>Miles</b>	<b>Acres</b>	<b># Dumps</b>
<b>EYC</b>	0	0	0	0	0
<b>CLCP</b>	390	6,623	814	0	0
<b>DOC</b>	0	0	0	0	0
<b>DNR</b>	0	0	0	0	0
<b>Total</b>	<b>390</b>	<b>6,623</b>	<b>814</b>	<b>0</b>	<b>0</b>

## Detail on Total Pounds

<b>Litter Program</b>	<b>Litter Pounds</b>	<b>Illegal Dump Pounds</b>	<b>Recycle Pounds</b>	<b>Total Pounds</b>
<b>EYC</b>	0	0	0	0
<b>CLCP</b>	4,607	0	2,016	6,623
<b>DOC</b>	0	0	0	0
<b>DNR</b>	0	0	0	0
<b>Total</b>	<b>4,607</b>	<b>0</b>	<b>2,016</b>	<b>6,623</b>



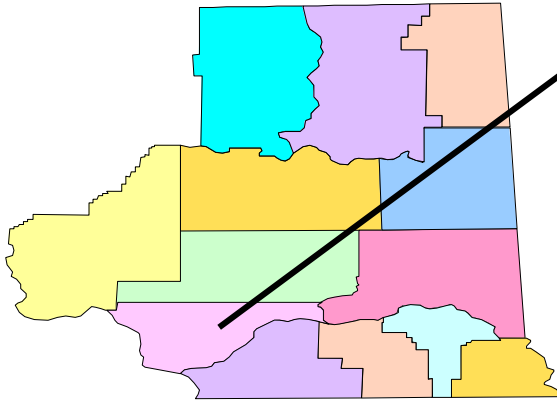
<b>Ferry County</b>		<b>% of State Total</b>	<b>Rank in State</b>
Population	7,710	0.11	36
Centerline Miles	1,802	2.15	18
Miles Driven (in thousands)	89,983	0.16	35
Area (square miles)	2,204	3.31	9

## Year 2015 Litter Program Activity

<b>Litter Program</b>	<b>Hours</b>	<b>Pounds</b>	<b>Miles</b>	<b>Acres</b>	<b># Dumps</b>
<b>EYC</b>	1,071	9,893	170	0	0
<b>CLCP</b>	0	0	0	0	0
<b>DOC</b>	0	0	0	0	0
<b>DNR</b>	0	0	0	0	0
<b>Total</b>	<b>1,071</b>	<b>9,893</b>	<b>170</b>	<b>0</b>	<b>0</b>

## Detail on Total Pounds

<b>Litter Program</b>	<b>Litter Pounds</b>	<b>Illegal Dump Pounds</b>	<b>Recycle Pounds</b>	<b>Total Pounds</b>
<b>EYC</b>	7,960	0	1,933	9,893
<b>CLCP</b>	0	0	0	0
<b>DOC</b>	0	0	0	0
<b>DNR</b>	0	0	0	0
<b>Total</b>	<b>7,960</b>	<b>0</b>	<b>1,933</b>	<b>9,893</b>



<b>Franklin County</b>		<b>% of State Total</b>	<b>Rank in State</b>
Population	87,150	1.23	14
Centerline Miles	1,789	2.14	20
Miles Driven (in thousands)	666,251	1.17	17
Area (square miles)	1,242	1.87	27

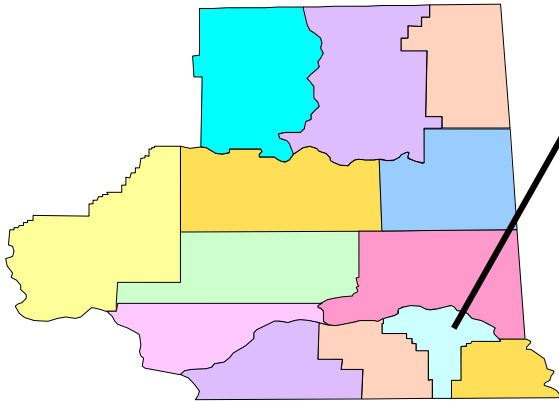
## Year 2015 Litter Program Activity

<b>Litter Program</b>	<b>Hours</b>	<b>Pounds</b>	<b>Miles</b>	<b>Acres</b>	<b># Dumps</b>
<b>EYC</b>	1,008	14,805	116	0	0
<b>CLCP</b>	2,409	48,980	121	6	117
<b>DOC</b>	1,539	25,178	54	7	0
<b>DNR</b>	0	0	0	0	0
<b>Total</b>	<b>4,956</b>	<b>88,963</b>	<b>291</b>	<b>13</b>	<b>117</b>

## Detail on Total Pounds

<b>Litter Program</b>	<b>Litter Pounds</b>	<b>Illegal Dump Pounds</b>	<b>Recycle Pounds</b>	<b>Total Pounds</b>
<b>EYC</b>	12,991	0	1,814	14,805
<b>CLCP</b>	11,620	36,260	1,100	48,980
<b>DOC</b>	25,178	0	0	25,178
<b>DNR</b>	0	0	0	0
<b>Total</b>	<b>49,789</b>	<b>36,260</b>	<b>2,914</b>	<b>88,963</b>





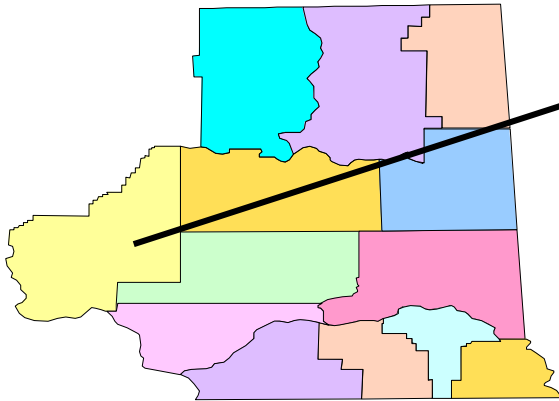
<b>Garfield County</b>		<b>% of State Total</b>	<b>Rank in State</b>
Population	2,260	0.03	39
Centerline Miles	560	0.67	37
Miles Driven (in thousands)	55,775	0.10	36
Area (square miles)	711	1.07	33

## Year 2015 Litter Program Activity

<b>Litter Program</b>	<b>Hours</b>	<b>Pounds</b>	<b>Miles</b>	<b>Acres</b>	<b># Dumps</b>
<b>EYC</b>	312	3,705	41	8	0
<b>CLCP</b>	690	5,770	462	0	0
<b>DOC</b>	0	0	0	0	0
<b>DNR</b>	0	0	0	0	0
<b>Total</b>	<b>1,002</b>	<b>9,475</b>	<b>503</b>	<b>8</b>	<b>0</b>

## Detail on Total Pounds

<b>Litter Program</b>	<b>Litter Pounds</b>	<b>Illegal Dump Pounds</b>	<b>Recycle Pounds</b>	<b>Total Pounds</b>
<b>EYC</b>	3,141	0	564	3,705
<b>CLCP</b>	4,635	0	1,135	5,770
<b>DOC</b>	0	0	0	0
<b>DNR</b>	0	0	0	0
<b>Total</b>	<b>7,776</b>	<b>0</b>	<b>1,699</b>	<b>9,475</b>



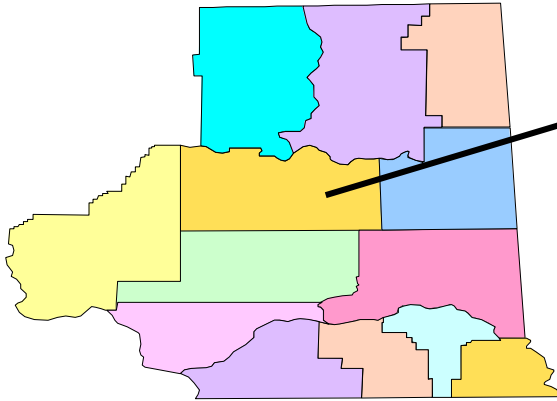
<b>Grant County</b>		<b>% of State Total</b>	<b>Rank in State</b>
Population	93,930	1.33	13
Centerline Miles	3,654	4.36	6
Miles Driven (in thousands)	976,647	1.71	15
Area (square miles)	2,681	4.03	4

## Year 2015 Litter Program Activity

<b>Litter Program</b>	<b>Hours</b>	<b>Pounds</b>	<b>Miles</b>	<b>Acres</b>	<b># Dumps</b>
<b>EYC</b>	3,305	46,548	315	38	0
<b>CLCP</b>	279	2,948	0	6	4
<b>DOC</b>	0	0	0	0	0
<b>DNR</b>	0	0	0	0	0
<b>Total</b>	<b>3,584</b>	<b>49,496</b>	<b>315</b>	<b>44</b>	<b>4</b>

## Detail on Total Pounds

<b>Litter Program</b>	<b>Litter Pounds</b>	<b>Illegal Dump Pounds</b>	<b>Recycle Pounds</b>	<b>Total Pounds</b>
<b>EYC</b>	40,582	0	5,966	46,548
<b>CLCP</b>	0	2,948	0	2,948
<b>DOC</b>	0	0	0	0
<b>DNR</b>	0	0	0	0
<b>Total</b>	<b>40,582</b>	<b>2,948</b>	<b>5,966</b>	<b>49,496</b>



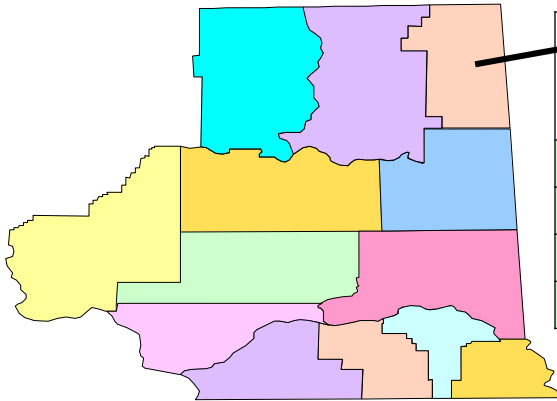
<b>Lincoln County</b>		<b>% of State Total</b>	<b>Rank in State</b>
<b>Population</b>	10,720	0.15	35
<b>Centerline Miles</b>	2,486	2.97	11
<b>Miles Driven (in thousands)</b>	267,667	0.47	29
<b>Area (square miles)</b>	2,311	3.47	7

## Year 2015 Litter Program Activity

<b>Litter Program</b>	<b>Hours</b>	<b>Pounds</b>	<b>Miles</b>	<b>Acres</b>	<b># Dumps</b>
<b>EYC</b>	392	5,588	33	0	0
<b>CLCP</b>	637	6,555	57	43	0
<b>DOC</b>	0	0	0	0	0
<b>DNR</b>	0	0	0	0	0
<b>Total</b>	<b>1,029</b>	<b>12,143</b>	<b>90</b>	<b>43</b>	<b>0</b>

## Detail on Total Pounds

<b>Litter Program</b>	<b>Litter Pounds</b>	<b>Illegal Dump Pounds</b>	<b>Recycle Pounds</b>	<b>Total Pounds</b>
<b>EYC</b>	4,880	0	708	5,588
<b>CLCP</b>	5,910	0	645	6,555
<b>DOC</b>	0	0	0	0
<b>DNR</b>	0	0	0	0
<b>Total</b>	<b>10,790</b>	<b>0</b>	<b>1,353</b>	<b>12,143</b>



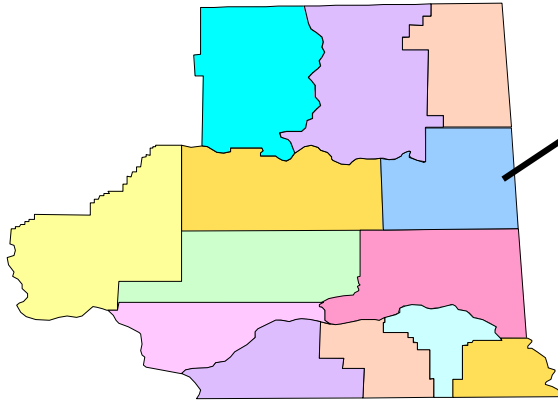
<b>Pend Oreille County</b>		<b>% of State Total</b>	<b>Rank in State</b>
<b>Population</b>	13,240	0.19	33
<b>Centerline Miles</b>	1,555	1.86	25
<b>Miles Driven (in thousands)</b>	111,897	0.20	33
<b>Area (square miles)</b>	1,400	2.10	25

## Year 2015 Litter Program Activity

<b>Litter Program</b>	<b>Hours</b>	<b>Pounds</b>	<b>Miles</b>	<b>Acres</b>	<b># Dumps</b>
<b>EYC</b>	0	0	0	0	0
<b>CLCP</b>	219	23,659	85	3	25
<b>DOC</b>	0	0	0	0	0
<b>DNR</b>	0	0	0	0	0
<b>Total</b>	<b>219</b>	<b>23,659</b>	<b>85</b>	<b>3</b>	<b>25</b>

## Detail on Total Pounds

<b>Litter Program</b>	<b>Litter Pounds</b>	<b>Illegal Dump Pounds</b>	<b>Recycle Pounds</b>	<b>Total Pounds</b>
<b>EYC</b>	0	0	0	0
<b>CLCP</b>	2,944	19,750	965	23,659
<b>DOC</b>	0	0	0	0
<b>DNR</b>	0	0	0	0
<b>Total</b>	<b>2,944</b>	<b>19,750</b>	<b>965</b>	<b>23,659</b>



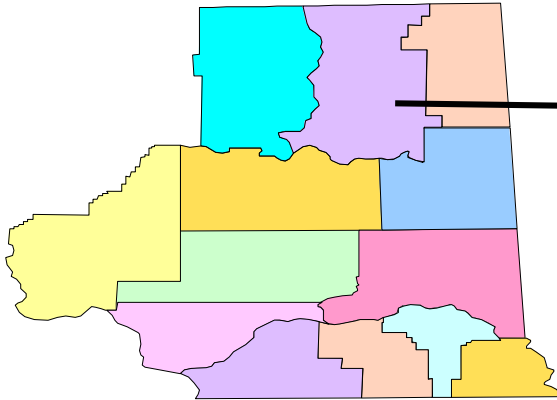
<b>Spokane County</b>		<b>% of State Total</b>	<b>Rank in State</b>
<b>Population</b>	484,500	6.97	4
<b>Centerline Miles</b>	4,752	5.67	2
<b>Miles Driven (in thousands)</b>	3,536,988	6.39	4
<b>Area (square miles)</b>	1,764	2.65	19

## Year 2015 Litter Program Activity

<b>Litter Program</b>	<b>Hours</b>	<b>Pounds</b>	<b>Miles</b>	<b>Acres</b>	<b># Dumps</b>
<b>EYC</b>	1,204	12,473	95	0	0
<b>CLCP</b>	4,192	75,975	605	10	2
<b>DOC</b>	5,267	77,370	204	0	0
<b>DNR</b>	155	6,560	0	3	2
<b>Total</b>	<b>10,818</b>	<b>172,378</b>	<b>904</b>	<b>13</b>	<b>4</b>

## Detail on Total Pounds

<b>Litter Program</b>	<b>Litter Pounds</b>	<b>Illegal Dump Pounds</b>	<b>Recycle Pounds</b>	<b>Total Pounds</b>
<b>EYC</b>	10,300	0	2,173	12,473
<b>CLCP</b>	69,085	2,770	4,120	75,975
<b>DOC</b>	77,370	0	0	77,370
<b>DNR</b>	0	4,280	2,280	6,560
<b>Total</b>	<b>156,755</b>	<b>7,050</b>	<b>8,573</b>	<b>172,378</b>



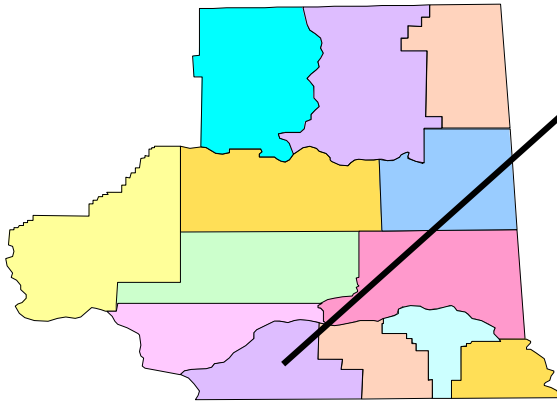
<b>Stevens County</b>		<b>% of State Total</b>	<b>Rank in State</b>
Population	44,030	0.62	23
Centerline Miles	2,329	2.78	14
Miles Driven (in thousands)	333,234	0.58	27
Area (square miles)	2,478	3.72	5

## Year 2015 Litter Program Activity

<b>Litter Program</b>	<b>Hours</b>	<b>Pounds</b>	<b>Miles</b>	<b>Acres</b>	<b># Dumps</b>
<b>EYC</b>	659	5,903	62	0	0
<b>CLCP</b>	3,992	25,230	997	2	18
<b>DOC</b>	0	0	0	0	0
<b>DNR</b>	443	23,320	0	18	6
<b>Total</b>	<b>5,094</b>	<b>54,453</b>	<b>1059</b>	<b>20</b>	<b>24</b>

## Detail on Total Pounds

<b>Litter Program</b>	<b>Litter Pounds</b>	<b>Illegal Dump Pounds</b>	<b>Recycle Pounds</b>	<b>Total Pounds</b>
<b>EYC</b>	4,714	0	1,189	5,903
<b>CLCP</b>	18,770	6,460	0	25,230
<b>DOC</b>	0	0	0	0
<b>DNR</b>	0	20,100	3,220	23,320
<b>Total</b>	<b>23,484</b>	<b>26,560</b>	<b>4,409</b>	<b>54,453</b>



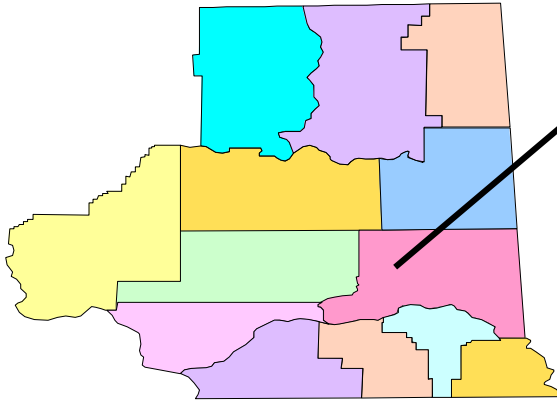
<b>Walla Walla County</b>		<b>% of State Total</b>	<b>Rank in State</b>
Population	60,650	0.86	21
Centerline Miles	1,337	1.6	28
Miles Driven (in thousands)	454,841	0.8	22
Area (square miles)	1,271	1.91	26

## Year 2015 Litter Program Activity

<b>Litter Program</b>	<b>Hours</b>	<b>Pounds</b>	<b>Miles</b>	<b>Acres</b>	<b># Dumps</b>
<b>EYC</b>	0	0	0	0	0
<b>CLCP</b>	1,270	12,995	343	1	4
<b>DOC</b>	0	0	0	0	0
<b>DNR</b>	0	0	0	0	0
<b>Total</b>	<b>1,270</b>	<b>12,995</b>	<b>343</b>	<b>1</b>	<b>4</b>

## Detail on Total Pounds

<b>Litter Program</b>	<b>Litter Pounds</b>	<b>Illegal Dump Pounds</b>	<b>Recycle Pounds</b>	<b>Total Pounds</b>
<b>EYC</b>	0	0	0	0
<b>CLCP</b>	10,820	1,210	965	12,995
<b>DOC</b>	0	0	0	0
<b>DNR</b>	0	0	0	0
<b>Total</b>	<b>10,820</b>	<b>1,210</b>	<b>965</b>	<b>12,995</b>



<b>Whitman County</b>		<b>% of State Total</b>	<b>Rank in State</b>
Population	47,250	0.67	22
Centerline Miles	2,453	2.93	12
Miles Driven (in thousands)	371,484	0.65	25
Area (square miles)	2,159	3.24	10

## Year 2015 Litter Program Activity

<b>Litter Program</b>	<b>Hours</b>	<b>Pounds</b>	<b>Miles</b>	<b>Acres</b>	<b># Dumps</b>
<b>EYC</b>	956	10,538	109	2	0
<b>CLCP</b>	79	103,260	0	2	4
<b>DOC</b>	0	0	0	0	0
<b>DNR</b>	0	0	0	0	0
<b>Total</b>	<b>1,035</b>	<b>113,798</b>	<b>109</b>	<b>4</b>	<b>4</b>

## Detail on Total Pounds

<b>Litter Program</b>	<b>Litter Pounds</b>	<b>Illegal Dump Pounds</b>	<b>Recycle Pounds</b>	<b>Total Pounds</b>
<b>EYC</b>	8,813	0	1,725	10,538
<b>CLCP</b>	0	103,260	0	103,260
<b>DOC</b>	0	0	0	0
<b>DNR</b>	0	0	0	0
<b>Total</b>	<b>8,813</b>	<b>103,260</b>	<b>1,725</b>	<b>113,798</b>