

LITTER ACTIVITY 2015

in Northwest Washington

**(Island, King, Kitsap, San Juan, Skagit, Snohomish,
and Whatcom Counties)**

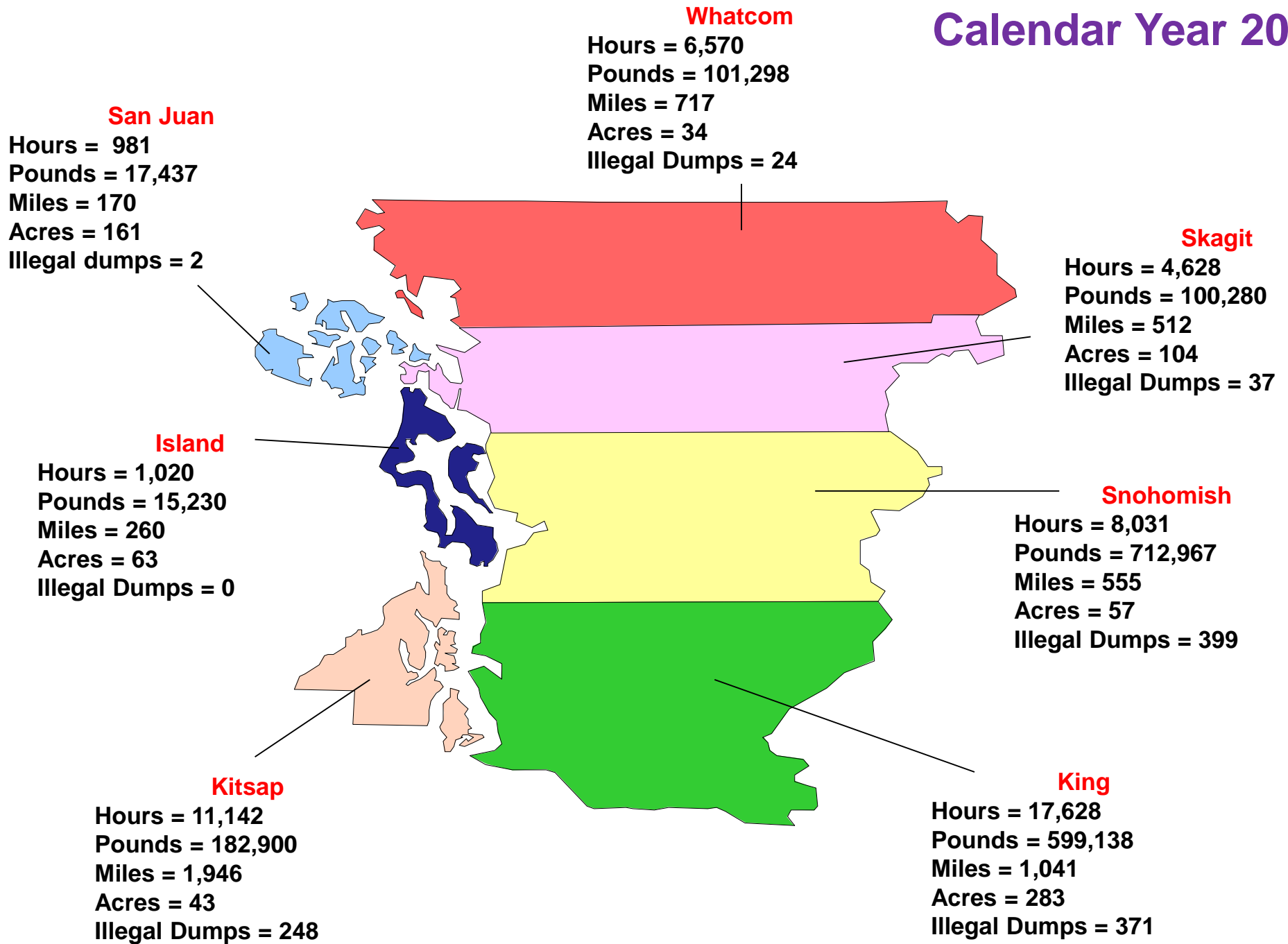
The combined litter efforts of the Community Litter Cleanup Program, Ecology Youth Corps, Department of Natural Resources and the Department of Corrections:

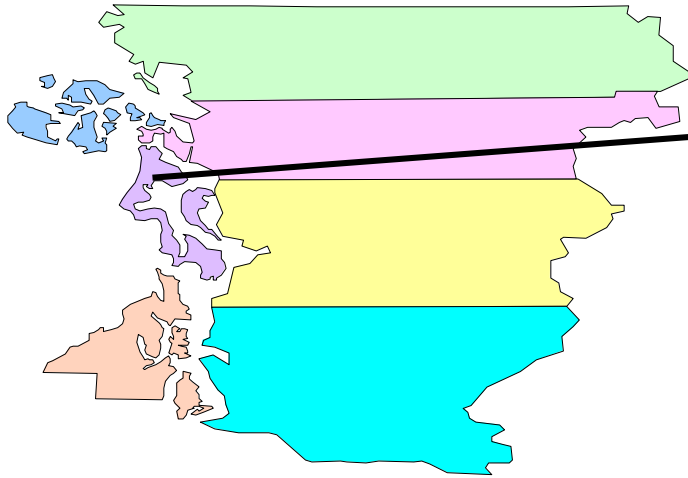
- **50,000 hours worked**
- **1,729,250 pounds of litter and illegally dumped materials**
- **5,201 miles cleaned**
- **745 acres cleaned**
- **1,081 illegal dump sites**

Notes About the Information Contained in This Presentation

- **Population** data from OFM - 2015 Population Estimates
- **Centerline miles** and **miles driven** data from WSDOT - 2014 Highway Performance Monitoring System
- **Area** (in square miles) data from National Association of Counties
- Litter activity data reflects what was reported to Department of Ecology
- **Hours** represents crews supervisor and crew hours.
- **Pounds** represents both litter and illegally dumped materials picked up (if reported in bags or cubic yards, the figures were converted to pounds using a standard formula)
- **Miles** represents the number of shoulder miles cleaned
- **Acres** represents the number of acres cleaned
- **Illegal Dumps** represents the number of illegal dump sites cleaned up

Calendar Year 2015





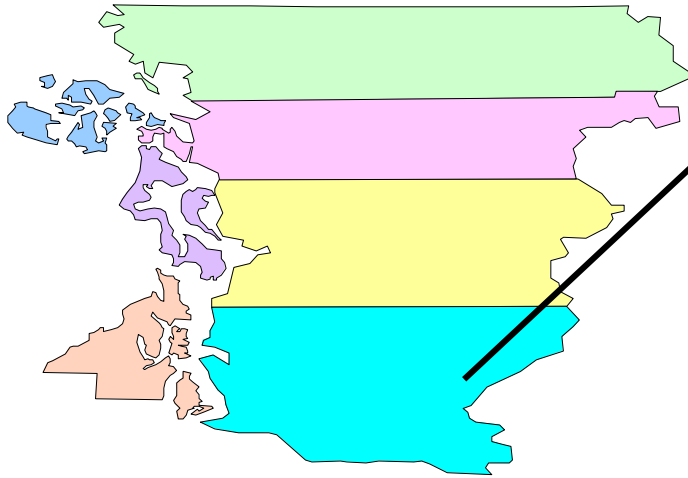
Island County		% of State Total	Rank in State
Population	80,600	1.14	15
Centerline Miles	1,391	1.66	27
Miles Driven (in thousands)	438,097	0.77	24
Area (square miles)	208	0.31	38

Year 2015 Litter Program Activity

Litter Program	Hours	Pounds	Miles	Acres	# Dumps
EYC	310	4,185	34	63	0
CLCP	710	11,045	226	0	0
DOC	0	0	0	0	0
DNR	0	0	0	0	0
Total	1,020	15,230	260	63	0

Detail on Total Pounds

Litter Program	Litter Pounds	Illegal Dump Pounds	Recycle Pounds	Total Pounds
EYC	3,645	0	540	4,185
CLCP	10,040	0	1,005	11,045
DOC	0	0	0	0
DNR	0	0	0	0
Total	13,685	0	1,545	15,230



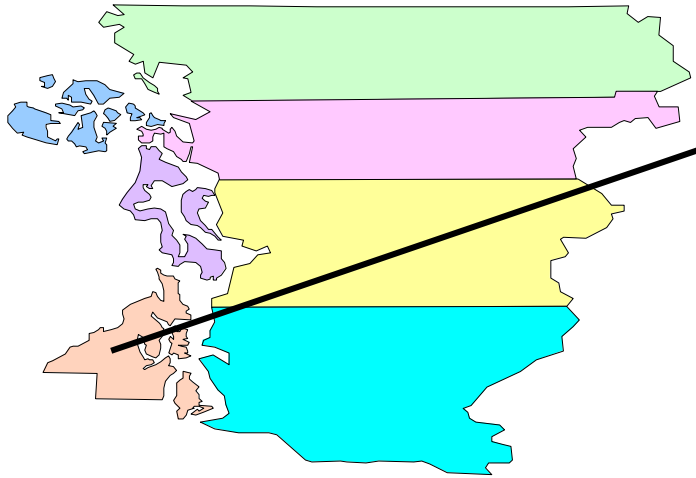
King County		% of State Total	Rank in State
Population	2,017,250	28.95	1
Centerline Miles	7,921	9.46	1
Miles Driven (in thousands)	16,565,560	29.08	1
Area (square miles)	2,126	3.19	11

Year 2015 Litter Program Activity

Litter Program	Hours	Pounds	Miles	Acres	# Dumps
EYC	10,833	208,763	731	62	63
CLCP - King	3,029	250,585	208	83	154
CLCP - Seattle	848	32,060	13	21	68
DOC	2,918	107,730	89	117	86
DNR	0	0	0	0	0
Total	17,628	599,138	1,041	283	371

Detail on Total Pounds

Litter Program	Litter Pounds	Illegal Dump Pounds	Recycle Pounds	Total Pounds
EYC	163,432	25,328	20,003	208,763
CLCP - King	19,630	209,835	21,120	250,585
CLCP - Seattle	8,940	23,120	0	32,060
DOC	52,410	55,320	0	107,730
DNR	0	0	0	0
Total	244,412	313,603	41,123	599,138



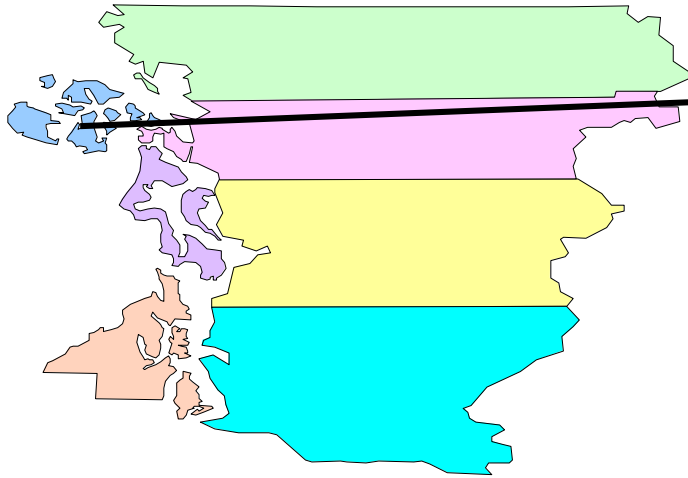
Kitsap County		% of State Total	Rank in State
Population	258,200	3.66	6
Centerline Miles	1,922	2.29	16
Miles Driven (in thousands)	1,707,219	3.00	8
Area (square miles)	396	0.60	36

Year 2015 Litter Program Activity

Litter Program	Hours	Pounds	Miles	Acres	# Dumps
EYC	1,832	23,040	128	2	1
CLCP	9,310	159,860	1,818	41	247
DOC	0	0	0	0	0
DNR	0	0	0	0	0
Total	11,142	182,900	1,946	43	248

Detail on Total Pounds

Litter Program	Litter Pounds	Illegal Dump Pounds	Recycle Pounds	Total Pounds
EYC	20,610	285	2,145	23,040
CLCP	95,288	64,572	0	159,860
DOC	0	0	0	0
DNR	0	0	0	0
Total	115,898	64,857	2,145	182,900



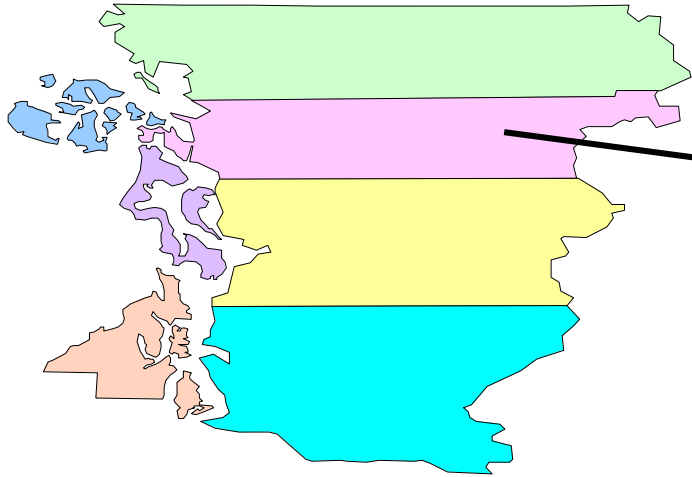
San Juan County		% of State Total	Rank in State
Population	16,180	0.23	32
Centerline Miles	356	0.42	38
Miles Driven (in thousands)	52,620	0.09	38
Area (square miles)	175	0.26	39

Year 2015 Litter Program Activity

Litter Program	Hours	Pounds	Miles	Acres	# Dumps
EYC	308	2,708	48	78	0
CLCP	673	14,729	122	83	2
DOC	0	0	0	0	0
DNR	0	0	0	0	0
Total	981	17,437	170	161	2

Detail on Total Pounds

Litter Program	Litter Pounds	Illegal Dump Pounds	Recycle Pounds	Total Pounds
EYC	2,273	0	435	2,708
CLCP	10,390	3,250	1,089	14,729
DOC	0	0	0	0
DNR	0	0	0	0
Total	12,663	3,250	1,524	17,437



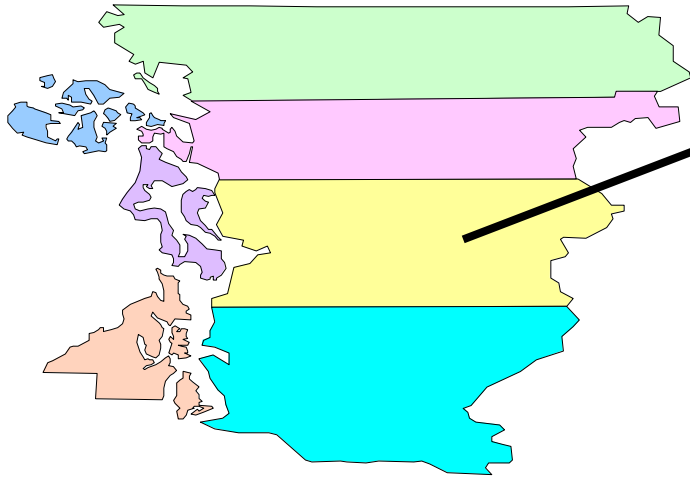
Skagit County		% of State Total	Rank in State
Population	120,620	1.71	11
Centerline Miles	1,595	1.90	24
Miles Driven (in thousands)	1,361,064	2.39	11
Area (square miles)	1,735	2.61	21

Year 2015 Litter Program Activity

Litter Program	Hours	Pounds	Miles	Acres	# Dumps
EYC	2,910	47,775	300	10	9
CLCP	1,718	52,505	212	94	28
DOC	0	0	0	0	0
DNR	0	0	0	0	0
Total	4,628	100,280	512	104	37

Detail on Total Pounds

Litter Program	Litter Pounds	Illegal Dump Pounds	Recycle Pounds	Total Pounds
EYC	41,668	1,665	4,442	47,775
CLCP	25,205	27,300	0	52,505
DOC	0	0	0	0
DNR	0	0	0	0
Total	66,873	28,965	4,442	100,280



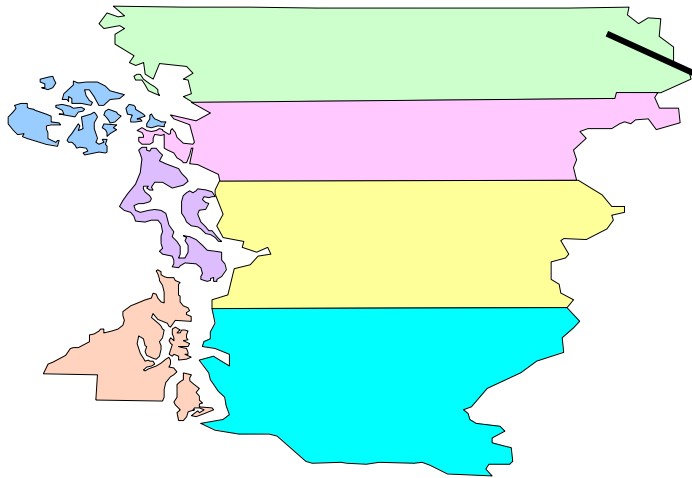
Snohomish County		% of State Total	Rank in State
Population	757,600	10.73	3
Centerline Miles	4,444	5.31	5
Miles Driven (in thousands)	5,601,854	9.83	3
Area (square miles)	2,089	3.14	13

Year 2015 Litter Program Activity

Litter Program	Hours	Pounds	Miles	Acres	# Dumps
EYC	2,955	45,270	230	18	13
CLCP	2,558	533,940	0	39	386
DOC	2,518	133,757	325	0	0
DNR	0	0	0	0	0
Total	8,031	712,967	555	57	399

Detail on Total Pounds

Litter Program	Litter Pounds	Illegal Dump Pounds	Recycle Pounds	Total Pounds
EYC	37,436	2,820	5,014	45,270
CLCP	0	212,580	321,360	533,940
DOC	133,757	0	0	133,757
DNR	0	0	0	0
Total	171,193	215,400	326,374	712,967



Whatcom County		% of State Total	Rank in State
Population	209,790	2.97	9
Centerline Miles	1,881	2.25	17
Miles Driven (in thousands)	1,558,221	2.74	9
Area (square miles)	2,120	3.19	12

Year 2015 Litter Program Activity

Litter Program	Hours	Pounds	Miles	Acres	# Dumps
EYC	3,833	71,925	413	31	12
CLCP	2,737	29,373	304	3	12
DOC	0	0	0	0	0
DNR	0	0	0	0	0
Total	6,570	101,298	717	34	24

Detail on Total Pounds

Litter Program	Litter Pounds	Illegal Dump Pounds	Recycle Pounds	Total Pounds
EYC	64,198	3,270	4,457	71,925
CLCP	24,672	3,830	871	29,373
DOC	0	0	0	0
DNR	0	0	0	0
Total	88,870	7,100	5,328	101,298