

# **LITTER ACTIVITY 2015**

## **in Southwest Washington**

**(Clallam, Clark, Cowlitz, Grays Harbor, Jefferson, Lewis, Mason, Pacific, Pierce, Skamania, Thurston, and Wahkiakum Counties)**

**The combined litter efforts of the Community Litter Cleanup Program, Ecology Youth Corps, Department of Natural Resources and the Department of Corrections:**

- **54,955 hours worked**
- **967,395 pounds of material collected**
- **5,970 miles cleaned**
- **730 acres cleaned**
- **993 illegal dump sites**

# Notes About the Information Contained in This Presentation

- **Population** data from OFM - 2015 Population Estimates
- **Centerline miles** and **miles driven** data from WSDOT - 2014 Highway Performance Monitoring System
- **Area** (in square miles) data from National Association of Counties
- Litter activity data reflects what was reported to Department of Ecology
- **Hours** represents crews supervisor and crew hours.
- **Pounds** represents both litter and illegally dumped materials picked up (if reported in bags or cubic yards, the figures were converted to pounds using a standard formula)
- **Miles** represents the number of shoulder miles cleaned
- **Acres** represents the number of acres cleaned
- **Illegal Dumps** represents the number of illegal dump sites cleaned up

# Calendar Year 2015

**Clallam**  
Hours = 2,834  
Pounds = 92,760  
Miles = 113  
Acres = 12  
Illegal Dumps = 54

**Grays Harbor**  
Hours = 8,438  
Pounds = 96,357  
Miles = 1,406  
Acres = 316  
Illegal Dumps = 111

**Pacific**  
Hours = 1,563  
Pounds = 9,072  
Miles = 276  
Acres = 3  
Illegal Dumps = 31

**Wahkiakum**  
Hours = 392  
Pounds = 2,706  
Miles = 36  
Acres = 7  
Illegal Dumps = 3

**Cowlitz**  
Hours = 5,961  
Pounds = 141,704  
Miles = 341  
Acres = 52  
Illegal Dumps = 239

**Clark**  
Hours = 7,960  
Pounds = 168,905  
Miles = 549  
Acres = 248  
Illegal Dumps = 109

**Skamania**  
Hours = 2,131  
Pounds = 22,705  
Miles = 504  
Acres = 8  
Illegal Dumps = 47

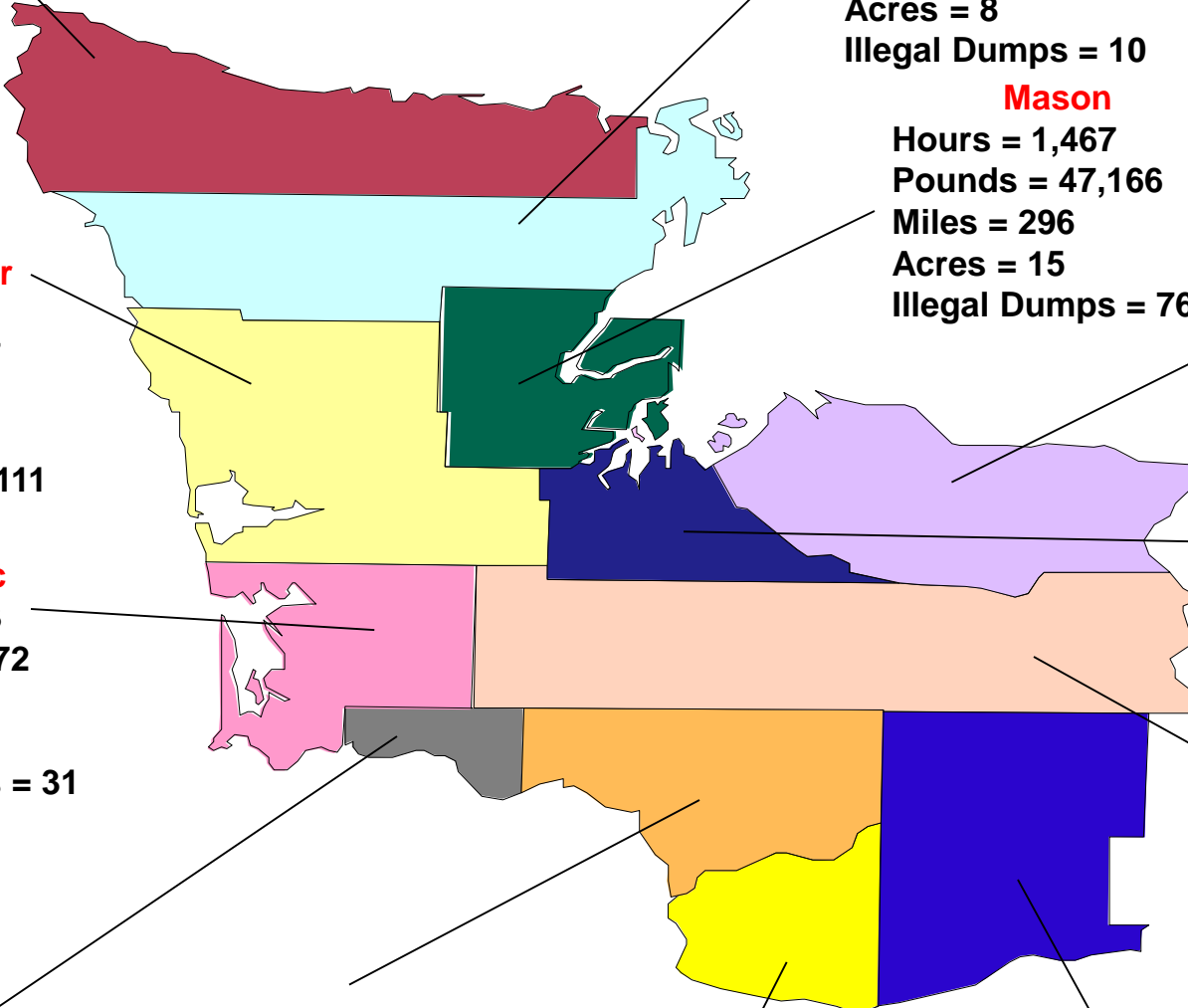
**Jefferson**  
Hours = 1,140  
Pounds = 37,440  
Miles = 80  
Acres = 8  
Illegal Dumps = 10

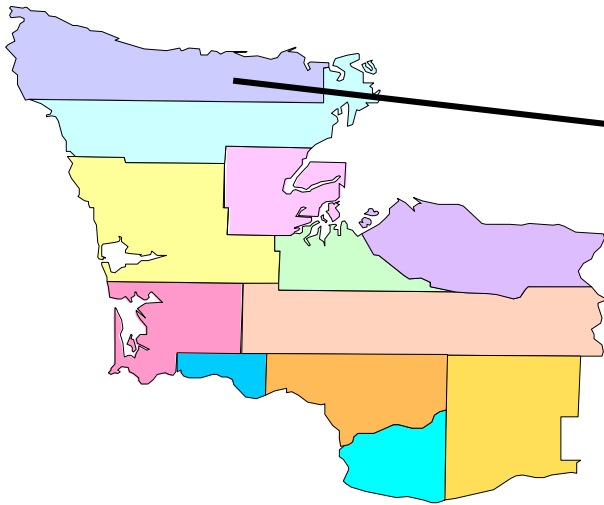
**Mason**  
Hours = 1,467  
Pounds = 47,166  
Miles = 296  
Acres = 15  
Illegal Dumps = 76

**Pierce**  
Hours = 8,968  
Pounds = 121,569  
Miles = 890  
Acres = 12  
Illegal Dumps = 4

**Thurston**  
Hours = 5,534  
Pounds = 134,547  
Miles = 277  
Acres = 44  
Illegal Dumps = 265

**Lewis**  
Hours = 8,567  
Pounds = 92,464  
Miles = 1,202  
Acres = 5  
Illegal Dumps = 44





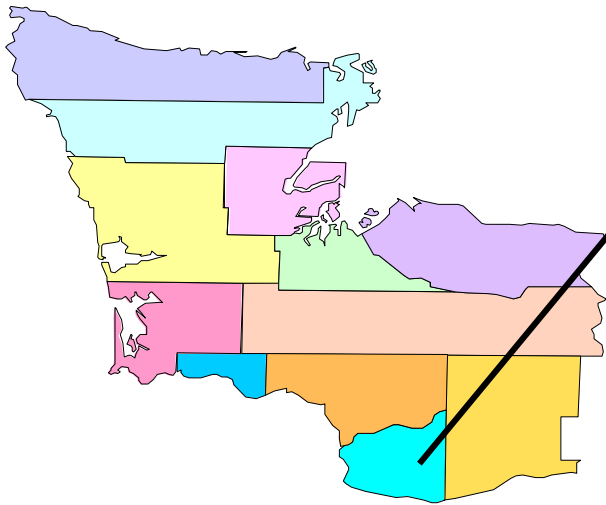
<b>Clallam County</b>		<b>% of State Total</b>	<b>Rank in State</b>
<b>Population</b>	72,650	1.03	19
<b>Centerline Miles</b>	1,294	1.54	29
<b>Miles Driven (in thousands)</b>	531,180	0.93	19
<b>Area (square miles)</b>	1,740	2.61	20

## Year 2015 Litter Program Activity

<b>Litter Program</b>	<b>Hours</b>	<b>Pounds</b>	<b>Miles</b>	<b>Acres</b>	<b># Dumps</b>
<b>EYC</b>	0	0	0	0	0
<b>CLCP</b>	1,443	45,340	113	7	49
<b>DOC</b>	0	0	0	0	0
<b>DNR</b>	1,391	47,420	0	5	5
<b>Total</b>	<b>2,834</b>	<b>92,760</b>	<b>113</b>	<b>12</b>	<b>54</b>

## Detail on Total Pounds

<b>Litter Program</b>	<b>Litter Pounds</b>	<b>Illegal Dump Pounds</b>	<b>Recycle Pounds</b>	<b>Total Pounds</b>
<b>EYC</b>	0	0	0	0
<b>CLCP</b>	13,900	31,015	425	45,340
<b>DOC</b>	0	0	0	0
<b>DNR</b>	9,700	37,720	0	47,420
<b>Total</b>	<b>23,600</b>	<b>68,735</b>	<b>425</b>	<b>92,760</b>



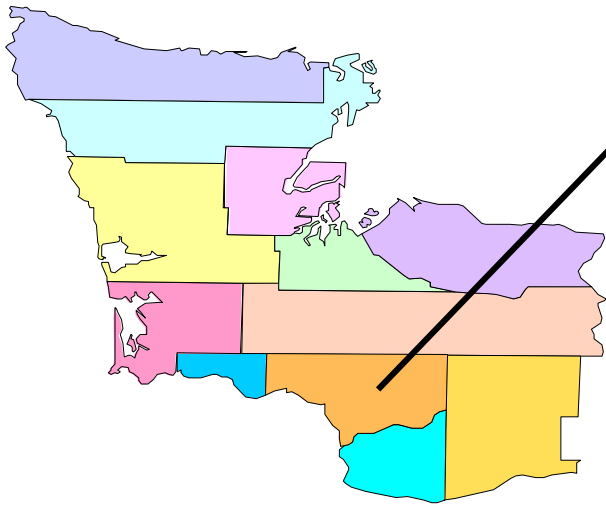
<b>Clark County</b>		<b>% of State Total</b>	<b>Rank in State</b>
<b>Population</b>	451,820	6.40	5
<b>Centerline Miles</b>	2,852	3.41	9
<b>Miles Driven (in thousands)</b>	2,816,744	4.94	5
<b>Area (square miles)</b>	628	0.94	35

## Year 2015 Litter Program Activity

Litter Program	Hours	Pounds	Miles	Acres	# Dumps
EYC	3,579	120,615	209	187	46
CLCP	1,812	25,185	190	52	18
DOC	0	0	0	0	0
DNR	2,569	23,105	150	9	45
<b>Total</b>	<b>7,960</b>	<b>168,905</b>	<b>549</b>	<b>248</b>	<b>109</b>

## Detail on Total Pounds

Litter Program	Litter Pounds	Illegal Dump Pounds	Recycle Pounds	Total Pounds
EYC	67,797	43,455	9,363	120,615
CLCP	23,517	1,230	438	25,185
DOC	0	0	0	0
DNR	13,765	9,250	90	23,105
<b>Total</b>	<b>105,079</b>	<b>53,935</b>	<b>9,891</b>	<b>168,905</b>



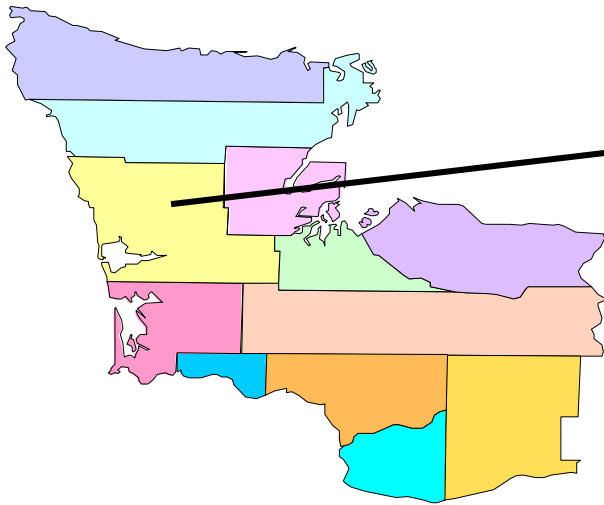
<b>Cowlitz County</b>		<b>% of State Total</b>	<b>Rank in State</b>
<b>Population</b>	104,280	1.48	12
<b>Centerline Miles</b>	1,197	1.43	30
<b>Miles Driven (in thousands)</b>	1,202,772	2.11	12
<b>Area (square miles)</b>	1,139	1.71	28

## Year 2015 Litter Program Activity

Litter Program	Hours	Pounds	Miles	Acres	# Dumps
EYC	2,146	60,518	173	16	9
CLCP	2,605	75,456	82	25	226
DOC	0	0	0	0	0
DNR	1,210	5,730	86	11	4
<b>Total</b>	<b>5,961</b>	<b>141,704</b>	<b>341</b>	<b>52</b>	<b>239</b>

## Detail on Total Pounds

Litter Program	Litter Pounds	Illegal Dump Pounds	Recycle Pounds	Total Pounds
EYC	51,533	5,985	3,000	60,518
CLCP	57,672	7,183	10,601	75,456
DOC	0	0	0	0
DNR	3,130	2,400	200	5,730
<b>Total</b>	<b>112,335</b>	<b>15,568</b>	<b>13,801</b>	<b>141,704</b>



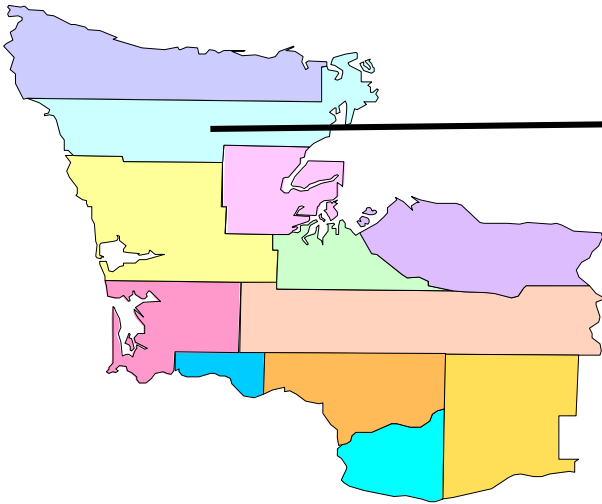
<b>Grays Harbor County</b>		<b>% of State Total</b>	<b>Rank in State</b>
<b>Population</b>	73,110	1.04	18
<b>Centerline Miles</b>	1,682	2.01	22
<b>Miles Driven (in thousands)</b>	685,732	1.20	16
<b>Area (square miles)</b>	1,917	2.88	15

## Year 2015 Litter Program Activity

<b>Litter Program</b>	<b>Hours</b>	<b>Pounds</b>	<b>Miles</b>	<b>Acres</b>	<b># Dumps</b>
<b>EYC</b>	1,643	21,630	141	18	4
<b>CLCP</b>	5,758	67,407	1,261	282	50
<b>DOC</b>	0	0	0	0	0
<b>DNR</b>	1,037	7,320	4	16	57
<b>Total</b>	<b>8,438</b>	<b>96,357</b>	<b>1,406</b>	<b>316</b>	<b>111</b>

## Detail on Total Pounds

<b>Litter Program</b>	<b>Litter Pounds</b>	<b>Illegal Dump Pounds</b>	<b>Recycle Pounds</b>	<b>Total Pounds</b>
<b>EYC</b>	17,888	1,320	2,422	21,630
<b>CLCP</b>	43,650	21,871	1,886	67,407
<b>DOC</b>	0	0	0	0
<b>DNR</b>	300	7,020	0	7,320
<b>Total</b>	<b>61,838</b>	<b>30,211</b>	<b>4,308</b>	<b>96,357</b>



<b>Jefferson County</b>		<b>% of State Total</b>	<b>Rank in State</b>
<b>Population</b>	30,880	0.44	27
<b>Centerline Miles</b>	903	1.08	32
<b>Miles Driven (in thousands)</b>	329,402	0.58	28
<b>Area (square miles)</b>	1,814	2.73	18

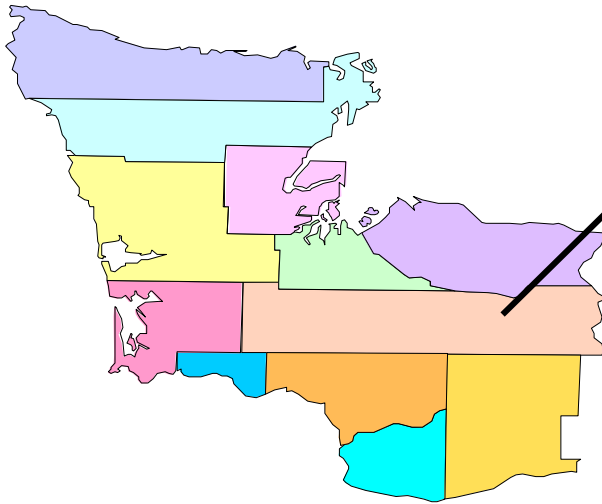
## Year 2015 Litter Program Activity

<b>Litter Program</b>	<b>Hours</b>	<b>Pounds</b>	<b>Miles</b>	<b>Acres</b>	<b># Dumps</b>
<b>EYC</b>	0	0	0	0	0
<b>CLCP</b>	540	14,520	56	6	4
<b>DOC</b>	0	0	0	0	0
<b>DNR</b>	600	22,920	24	2	6
<b>Total</b>	<b>1,140</b>	<b>37,440</b>	<b>80</b>	<b>8</b>	<b>10</b>

## Detail on Total Pounds

<b>Litter Program</b>	<b>Litter Pounds</b>	<b>Illegal Dump Pounds</b>	<b>Recycle Pounds</b>	<b>Total Pounds</b>
<b>EYC</b>	0	0	0	0
<b>CLCP</b>	5,760	8,760	0	14,520
<b>DOC</b>	0	0	0	0
<b>DNR</b>	4,020	18,900	0	22,920
<b>Total</b>	<b>9,780</b>	<b>27,660</b>	<b>0</b>	<b>37,440</b>





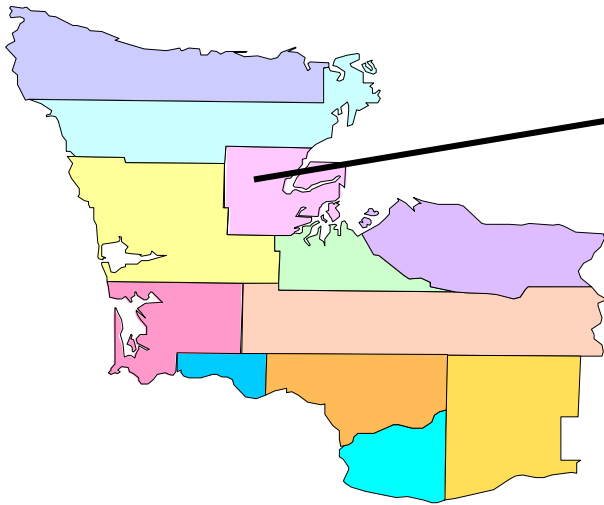
<b>Lewis County</b>		<b>% of State Total</b>	<b>Rank in State</b>
Population	76,660	1.09	16
Centerline Miles	1,705	2.04	21
Miles Driven (in thousands)	1,088,611	1.91	14
Area (square miles)	2,408	3.62	6

## Year 2015 Litter Program Activity

Litter Program	Hours	Pounds	Miles	Acres	# Dumps
EYC	1,575	27,825	79	3	1
CLCP	6,992	64,639	1,123	2	43
DOC	0	0	0	0	0
DNR	0	0	0	0	0
<b>Total</b>	<b>8,567</b>	<b>92,464</b>	<b>1,202</b>	<b>5</b>	<b>44</b>

## Detail on Total Pounds

Litter Program	Litter Pounds	Illegal Dump Pounds	Recycle Pounds	Total Pounds
EYC	25,057	255	2,513	27,825
CLCP	48,980	15,190	469	64,639
DOC	0	0	0	0
DNR	0	0	0	0
<b>Total</b>	<b>74,037</b>	<b>15,445</b>	<b>2,982</b>	<b>92,464</b>



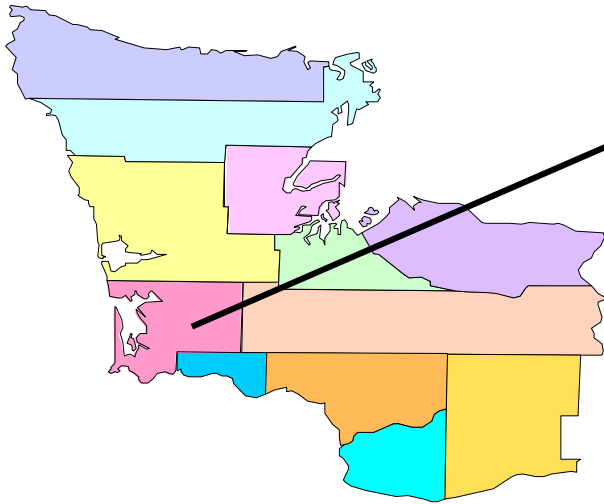
<b>Mason County</b>		<b>% of State Total</b>	<b>Rank in State</b>
<b>Population</b>	62,200	0.88	20
<b>Centerline Miles</b>	973	1.16	31
<b>Miles Driven (in thousands)</b>	479,610	0.84	21
<b>Area (square miles)</b>	961	1.44	29

## Year 2015 Litter Program Activity

Litter Program	Hours	Pounds	Miles	Acres	# Dumps
EYC	762	9,390	45	7	1
CLCP	705	37,776	251	8	75
DOC	0	0	0	0	0
DNR	0	0	0	0	0
<b>Total</b>	<b>1,467</b>	<b>47,166</b>	<b>296</b>	<b>15</b>	<b>76</b>

## Detail on Total Pounds

Litter Program	Litter Pounds	Illegal Dump Pounds	Recycle Pounds	Total Pounds
EYC	6,339	2,175	876	9,390
CLCP	7,525	30,165	86	37,776
DOC	0	0	0	0
DNR	0	0	0	0
<b>Total</b>	<b>13,864</b>	<b>32,340</b>	<b>962</b>	<b>47,166</b>



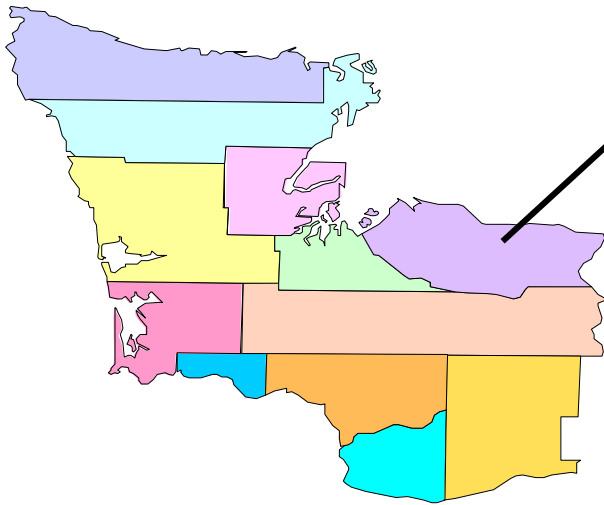
<b>Pacific County</b>		<b>% of State Total</b>	<b>Rank in State</b>
<b>Population</b>	21,210	0.30	29
<b>Centerline Miles</b>	741	0.88	34
<b>Miles Driven (in thousands)</b>	212,480	0.84	21
<b>Area (square miles)</b>	933	1.40	30

## Year 2015 Litter Program Activity

Litter Program	Hours	Pounds	Miles	Acres	# Dumps
EYC	0	0	0	0	0
CLCP	523	8,080	167	0	2
DOC	0	0	0	0	0
DNR	1,040	992	109	3	29
<b>Total</b>	<b>1,563</b>	<b>9,072</b>	<b>276</b>	<b>3</b>	<b>31</b>

## Detail on Total Pounds

Litter Program	Litter Pounds	Illegal Dump Pounds	Recycle Pounds	Total Pounds
EYC	0	0	0	0
CLCP	7,320	640	120	8,080
DOC	0	0	0	0
DNR	750	175	67	992
<b>Total</b>	<b>8,070</b>	<b>815</b>	<b>187</b>	<b>9,072</b>



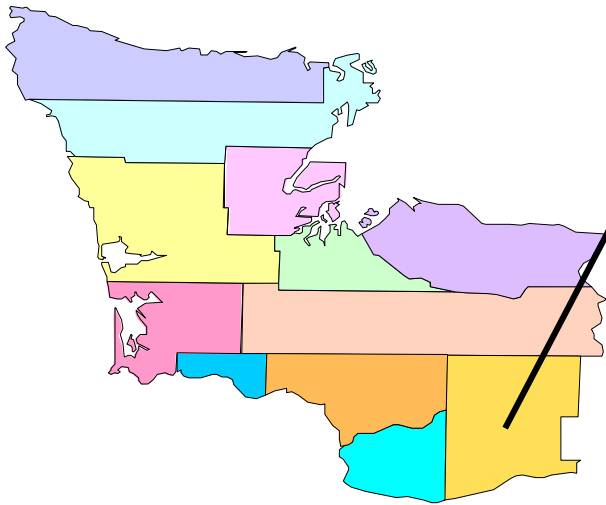
<b>Pierce County</b>		<b>% of State Total</b>	<b>Rank in State</b>
<b>Population</b>	830,120	11.76	2
<b>Centerline Miles</b>	4,690	5.60	3
<b>Miles Driven (in thousands)</b>	6,378,305	11.20	2
<b>Area (square miles)</b>	1,679	2.52	23

## Year 2015 Litter Program Activity

<b>Litter Program</b>	<b>Hours</b>	<b>Pounds</b>	<b>Miles</b>	<b>Acres</b>	<b># Dumps</b>
<b>EYC</b>	6,157	91,575	367	12	4
<b>CLCP</b>	1,919	14,694	498	0	0
<b>DOC</b>	892	15,300	25	0	0
<b>DNR</b>	0	0	0	0	0
<b>Total</b>	<b>8,968</b>	<b>121,569</b>	<b>890</b>	<b>12</b>	<b>4</b>

## Detail on Total Pounds

<b>Litter Program</b>	<b>Litter Pounds</b>	<b>Illegal Dump Pounds</b>	<b>Recycle Pounds</b>	<b>Total Pounds</b>
<b>EYC</b>	81,888	1,822	7,865	91,575
<b>CLCP</b>	14,694	0	0	14,694
<b>DOC</b>	15,300	0	0	15,300
<b>DNR</b>	0	0	0	0
<b>Total</b>	<b>111,882</b>	<b>1,822</b>	<b>7,865</b>	<b>121,569</b>



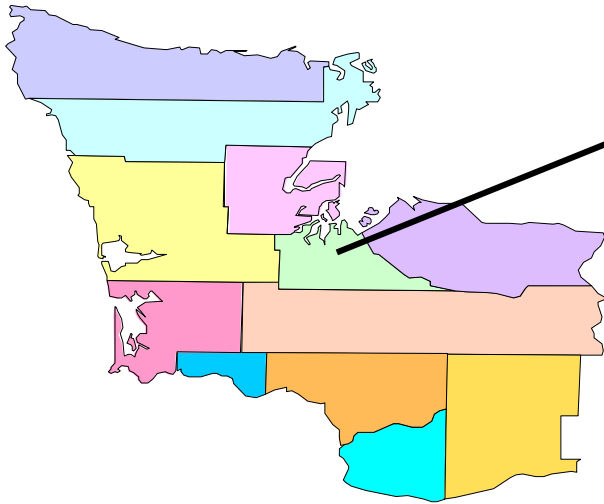
<b>Skamania County</b>		<b>% of State Total</b>	<b>Rank in State</b>
<b>Population</b>	11,430	0.16	34
<b>Centerline Miles</b>	621	0.74	35
<b>Miles Driven (in thousands)</b>	124,057	0.22	32
<b>Area (square miles)</b>	1,656	2.49	24

## Year 2015 Litter Program Activity

Litter Program	Hours	Pounds	Miles	Acres	# Dumps
EYC	0	0	0	0	0
CLCP	960	16,780	458	4	45
DOC	0	0	0	0	0
DNR	1,171	5,925	46	4	2
<b>Total</b>	<b>2,131</b>	<b>22,705</b>	<b>504</b>	<b>8</b>	<b>47</b>

## Detail on Total Pounds

Litter Program	Litter Pounds	Illegal Dump Pounds	Recycle Pounds	Total Pounds
EYC	0	0	0	0
CLCP	7,820	7,080	1,880	16,780
DOC	0	0	0	0
DNR	4,025	1,700	200	5,925
<b>Total</b>	<b>11,845</b>	<b>8,780</b>	<b>2,080</b>	<b>22,705</b>



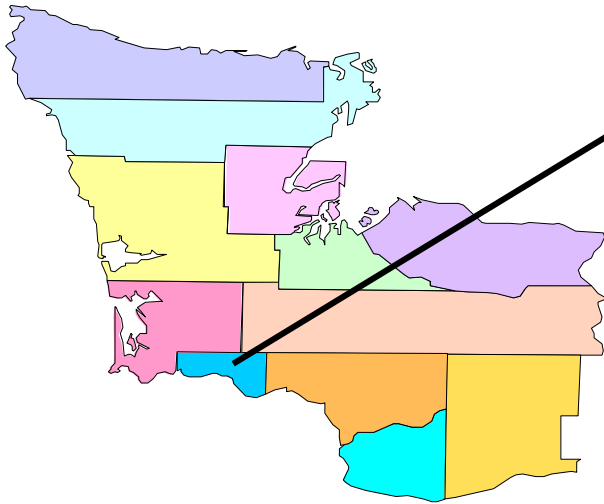
<b>Thurston County</b>		<b>% of State Total</b>	<b>Rank in State</b>
Population	267,410	3.79	6
Centerline Miles	1,793	2.14	19
Miles Driven (in thousands)	2,328,580	4.09	6
Area (square miles)	727	1.09	32

## Year 2015 Litter Program Activity

Litter Program	Hours	Pounds	Miles	Acres	# Dumps
EYC	2,326	45,015	108	13	3
CLCP	1,420	72,442	140	9	150
DOC	0	0	0	0	0
DNR	1,788	17,090	29	22	112
<b>Total</b>	<b>5,534</b>	<b>134,547</b>	<b>277</b>	<b>44</b>	<b>265</b>

## Detail on Total Pounds

Litter Program	Litter Pounds	Illegal Dump Pounds	Recycle Pounds	Total Pounds
EYC	40,158	1,876	2,981	45,015
CLCP	20,459	41,998	9,985	72,442
DOC	0	0	0	0
DNR	830	16,110	150	17,090
<b>Total</b>	<b>61,447</b>	<b>59,984</b>	<b>13,116</b>	<b>134,547</b>



<b>Wahkiakum County</b>		<b>% of State Total</b>	<b>Rank in State</b>
Population	4,010	0.06	38
Centerline Miles	186	0.22	39
Miles Driven (in thousands)	38,243	0.07	39
Area (square miles)	264	0.40	37

## Year 2015 Litter Program Activity

Litter Program	Hours	Pounds	Miles	Acres	# Dumps
EYC	0	0	0	0	0
CLCP	62	2,330	12	6	0
DOC	0	0	0	0	0
DNR	330	376	24	1	3
<b>Total</b>	<b>392</b>	<b>2,706</b>	<b>36</b>	<b>7</b>	<b>3</b>

## Detail on Total Pounds

Litter Program	Litter Pounds	Illegal Dump Pounds	Recycle Pounds	Total Pounds
EYC	0	0	0	0
CLCP	1,480	0	850	2,330
DOC	0	0	0	0
DNR	280	20	76	376
<b>Total</b>	<b>1,760</b>	<b>20</b>	<b>926</b>	<b>2,706</b>